

NOON YEAR'S EVE 2022!

CELEBRATORY FIREWORKS

MATERIALS:

TAPE
SCISSORS
RIBBON
PIPE CLEANERS
PAPER
STRAWS
PENCIL

INSTRUCTIONS:

- 1) Cut a small square or rectangle shape out of a piece of paper (about 2 inches wide, but as long as you'd like).
- 2) Place your straw on your cut out shape and wrap the paper around the straw. Use tape to hold the paper together.
- 3) Pull the paper up the straw, measuring to the middle of the paper (This allow the paper to bend over the straw later).
- 4) Wrap your pipe cleaner around the pencil to make a squiggly shape.
- 5) With adult help, cut a piece of ribbon and use scissors to also make a squiggly shape.
- 6) Tape the pipe cleaner and ribbon to the center of the paper on the straw.
- 7) Fold the top of the paper over the ribbon and pipe cleaner and tape in place.
- 8) Blow through the straw to set off your firework!

SONGS WITH BELLE

SNOW IS FALLING

Snow is falling (flutter fingers)
Snow is falling
All around, All around (move arms in big circle)
Very very softly (whisper)
Very very softly
To the ground (bend to ground)
To the ground.

TWINKLE TWINKLE

Little Star (watch performance on YouTube for signs)




Twinkle twinkle little star
How I wonder what you are
Up above the world so high
Like a diamond in the sky
Twinkle twinkle little star
How I wonder what you are

IF YOU'RE HAPPY AND YOU KNOW IT

If you're happy and you know it...
...clap your hands
...stomp your feet
...turn around
..shout hooray!



BOOK RECOMMENDATIONS



CREATE YOUR OWN VOLCANO

MATERIALS:

BAKING SODA (2 TBSP)
WHITE VINEGAR (1 CUP)
FOOD COLORING (A FEW DROPS)
DISH SOAP (OPTIONAL)
GLITTER OR SEQUINS (OPTIONAL 1 - 2 TBSP)
CLEAR CONTAINERS/JARS/CUPS
COOKIE TRAY/TABLE CLOTHS

INSTRUCTIONS:

- 1) In one jar, combine baking soda and glitter.
- 2) In another jar, combine white vinegar and food coloring. Stir.
- 3) Pour liquid ingredients into container with dry ingredients.
- 4) Watch the ingredients react and cause an eruption!

**Place containers on a cookie sheet to contain the ingredients when reaction occurs.

**Have fun and experiment!

- a) See what happens when mixing dish soap with food coloring into the dry ingredients.
- b) Try different amounts of ingredients together.

What is different between reactions?

**Watch our Noon Year's Eve
Celebration on YouTube!**
www.youtube.com/TheDCDL.com