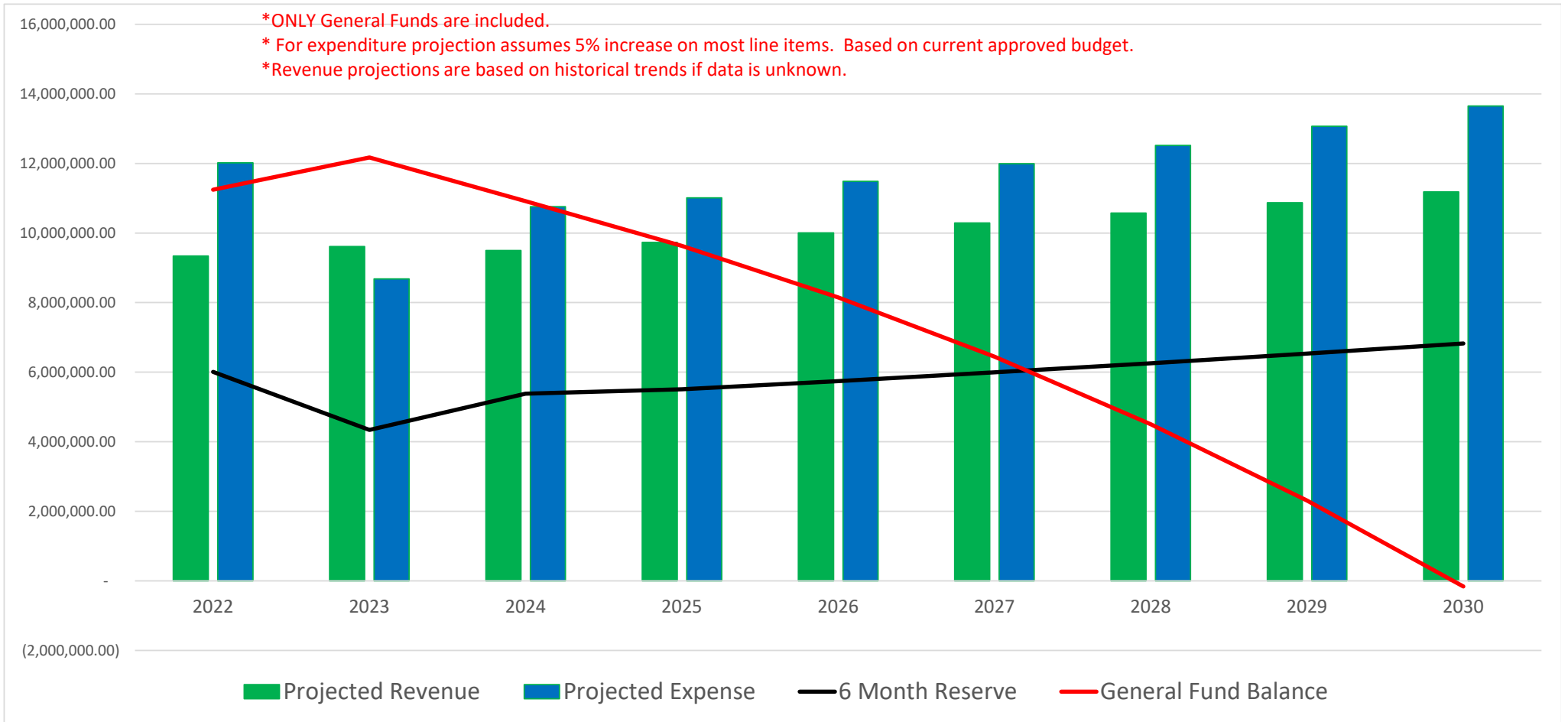


Delaware County District Library  
Dashboard  
2/29/2024

	2022	2023	2024	2025	2026	2027	2028	2029	2030
Projected Revenue	9,342,151.55	9,608,596.70	9,499,175.59	9,733,293.66	10,005,908.48	10,286,556.40	10,575,481.15	10,872,934.06	11,179,174.33
Projected Expense	12,020,458.33	8,679,294.51	10,757,428.18	11,013,787.13	11,487,759.07	11,992,479.65	12,516,841.20	13,067,195.86	13,649,858.19
6 Month Reserve	6,010,229.17	4,339,647.26	5,378,714.09	5,506,893.57	5,743,879.54	5,996,239.83	6,258,420.60	6,533,597.93	6,824,929.10
General Fund Balance	11,242,862.86	12,172,165.05	10,913,912.46	9,633,418.99	8,151,568.40	6,445,645.15	4,504,285.10	2,310,023.30	(160,660.56)
Net income/(loss)	(2,678,306.78)	929,302.19	(1,258,252.59)	(1,280,493.47)	(1,481,850.59)	(1,705,923.25)	(1,941,360.05)	(2,194,261.80)	(2,470,683.86)



**Delaware County District Library  
Treasurer's Report  
2/29/2024**

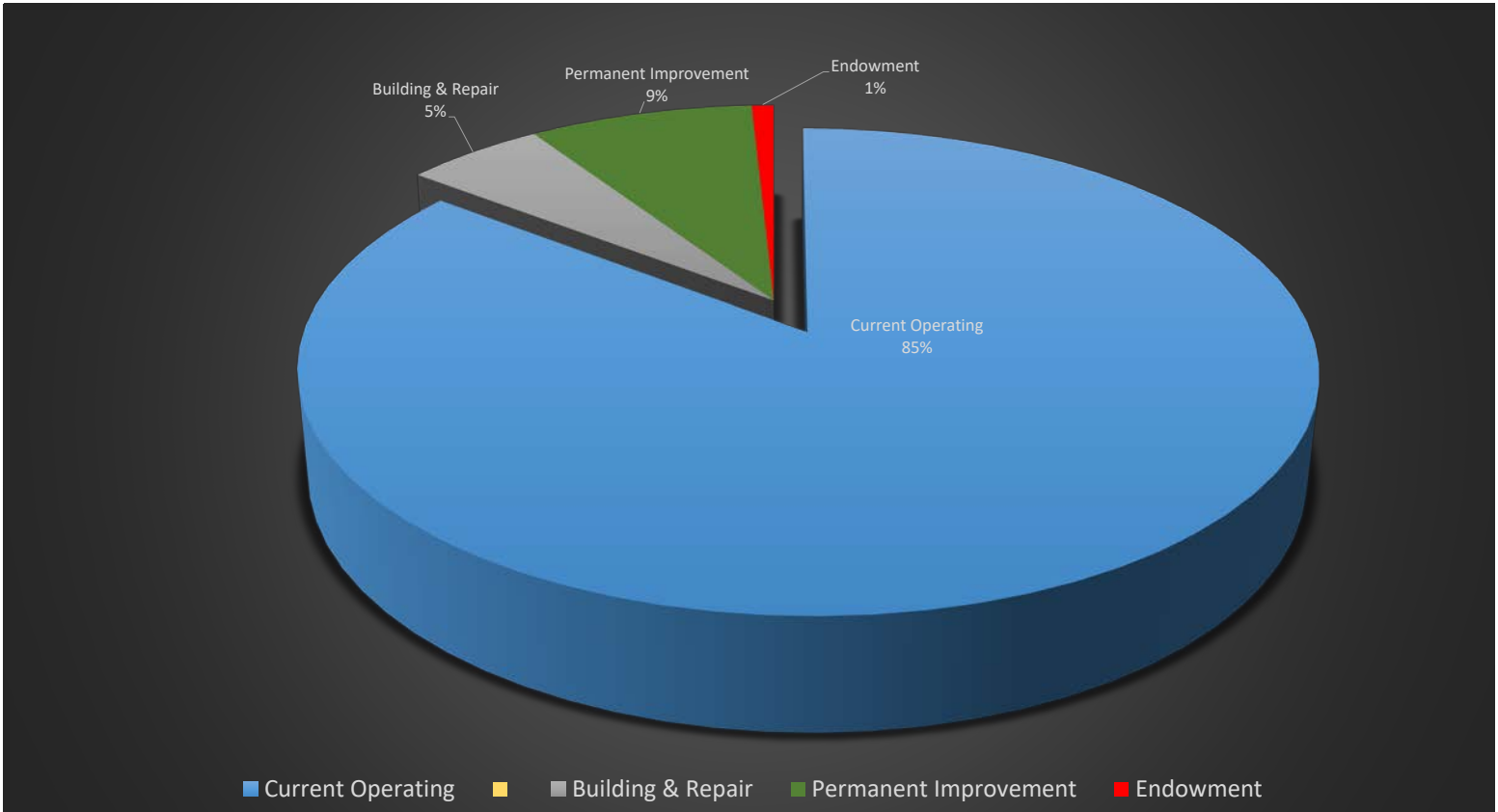
Account	Account Type/Bank	Balance at	Dividend/ Interest	Deposits	Transfers Out/Payments	New Balance at
		1/31/2024				2/29/2024
Cash for change	Petty Cash (General Fund) *amounts for change/misc small expenses	1,012.50				1,012.50
Front desk till	Front Desk Cash (General Fund) *amounts in drawers	812.50				812.50
Primary Checking	First Commonwealth * Earns 4.83%	956,956.60	3,852.49	285,212.45	(649,921.59)	596,099.95
Securities	5/3 (General Fund) *See listing of investment vehicles	11,144,416.72	41,630.46			11,186,047.18
CD	First Commonwealth (General Fund) *4.83% Matures 4/10/24	160,667.08	643.67			161,310.75
CD	First Commonwealth (Endowment) *4.83% Matures 4/13/24	77,420.01	310.17			77,730.18
CD	First Commonwealth (Building) *4.83% Matures 4/10/24	401,235.87	1,607.47			402,843.34
Money Market	Star Ohio (General Fund) *Daily - 5.65% as of 1/31/24	1,029,180.24	4,484.96			1,033,665.20
<b>TOTAL</b>		<b>13,771,701.52</b>	<b>52,529.22</b>	<b>285,212.45</b>	<b>(649,921.59)</b>	<b>13,459,521.60</b>

**Current Balances by Fund: (as of 2/29/2024)**

General - Current Operating	\$11,495,645.41	85%
Special Revenues	\$0.00	0%
Building & Repair	\$709,569.11	5%
Permanent Improvement	\$1,141,917.72	8%
Endowment	\$112,389.36	1%
<b>TOTAL ALL FUNDS</b>	<b>\$13,459,521.60</b>	<b>99%</b>

**Total All Funds by Year:**

2020	\$ 13,568,306.87
2021	\$ 14,497,801.97
2022	\$ 22,260,580.08
2023	\$ 13,513,747.51
2024	\$ 13,459,521.60





## Delaware County District Library Portfolio Management Investment Status Monthly Report 2/29/24

Cusip	Settlement Date	Agency Issuer	Maturity Date	Coupon Rate	Yield to Maturity	Days to Maturity	Par Amount	Price	INITIAL PAYMENT			FIRST COUPON PAYMENT						
									Premium/(Discount)	Accrued Interest	Total	First Coupon Amount	First Coupon Paid On	Net Amount Interest Realized	Unrealized Capital Gains	Next Call Date	Next Coupon Date	
<b>Current Holdings</b>																		
<b>Certificates of Deposit</b>																		
05580AWF7	4/14/20	BMW BK NA	4/12/24	1.50%	1.50%	43	\$ 248,000.00	100.00	\$ 248,000.00	\$ -	\$ 248,000.00	\$ 1,865.10	10/14/20	\$ 1,865.10	\$ -	N/A	4/14/24 (S)	
88241THS2	6/19/20	TEXAS EXCHANGE BK	6/21/24	0.65%	0.65%	113	\$ 250,000.00	100.00	\$ 250,000.00	\$ -	\$ 250,000.00	\$ 133.56	7/19/20	\$ 133.56	\$ -	3/19/24 (M)	3/19/24 (M)	
14042RPY1	11/17/21	CAPITAL ONE NA	11/18/24	0.700%	0.700%	263	\$ 249,000.00	100.00	\$ 249,000.00	\$ -	\$ 249,000.00	\$ 864.34	5/17/22	\$ 864.34	\$ -	N/A	5/17/24 (S)	
87165HJ27	11/19/21	SYNCHRONY BK	11/19/24	0.800%	0.800%	264	\$ 249,000.00	100.00	\$ 249,000.00	\$ -	\$ 249,000.00	\$ 654.90	3/19/22	\$ 654.90	\$ -	N/A	3/19/24 (S)	
61690UWU0	4/16/20	MORGAN STANLEY BK	4/16/25	1.50%	1.50%	412	\$ 248,000.00	100.00	\$ 248,000.00	\$ -	\$ 248,000.00	\$ 1,865.10	10/16/20	\$ 1,865.10	\$ -	N/A	4/16/24 (S)	
254673D86	5/18/22	DISCOVER BK	5/19/25	3.050%	3.050%	445	\$ 246,000.00	100.00	\$ 246,000.00	\$ -	\$ 246,000.00	\$ 3,782.33	11/18/22	\$ 3,782.33	\$ -	N/A	5/18/24 (S)	
108622KP5	8/12/20*	BRIDGEWATER BK	8/12/25	0.95%	0.95%	530	\$ 250,000.00	100.00	\$ 250,000.00	\$ -	\$ 250,000.00	\$ 63.70	9/12/20	\$ 63.70	\$ -	3/12/24 (M)	3/12/24 (M)	
856283P67	9/22/20	STATE BK INDIA	9/22/25	0.500%	0.500%	571	\$ 249,000.00	100.00	\$ 249,000.00	\$ -	\$ 249,000.00	\$ 617.38	3/22/21	\$ 617.38	\$ -	N/A	3/22/24 (S)	
48128WGV1	1/31/22 *	JPMORGAN CHASE	1/30/26	1.500%	1.500%	701	\$ 249,000.00	100.00	\$ 249,000.00	\$ -	\$ 249,000.00	\$ 1,666.94	7/31/22	\$ 1,666.94	\$ -	7/31/24 (S)	4/31/24 (Q)	
<b>Munis</b>																		
575294RS4	11/5/20	MASON OH MUN REC	12/1/24	4.00%	0.55%	276	\$ 125,000.00	113.873	\$ 142,341.25	\$ -	\$ 142,341.25	\$ 2,861.11	6/1/21	\$ 2,861.11	\$ -	N/A	6/1/24 (S)	
575294RT2	11/5/20	MASON OH MUN REC	12/1/25	4.000%	0.700%	641	\$ 170,000.00	116.4160	\$ 197,907.20	\$ -	\$ 197,907.20	\$ 3,891.11	6/1/21	\$ 3,891.11	\$ -	N/A	6/1/24 (S)	
<b>Callable Agencies</b>																		
3134GXRR7	5/10/22	FHLMC	5/10/24	3.000%	3.000%	71	\$ 200,000.00	100.0000	\$ 200,000.00	\$ -	\$ 200,000.00	\$ 2,000.00	11/10/22	\$ 2,000.00	\$ -	N/A	5/10/24 (S)	
3135GA3C3	2/25/22	FNMA	5/17/24	0.350%	1.600%	78	\$ 400,000.00	97.275	\$ 389,100.00	\$ 381.11	\$ 389,481.11	\$ 700.00	5/17/22	\$ 318.89	\$ -	5/17/24 (Q)	5/17/24 (S)	
3133EL4J0	8/19/20	FFCB	8/19/24	0.470%	0.470%	172	\$ 500,000.00	100.0000	\$ 500,000.00	\$ -	\$ 500,000.00	\$ 1,175.00	2/19/21	\$ 1,175.00	\$ -	3/11/24	8/19/24 (S)	
3133EL4J0	8/19/20	FFCB	8/19/24	0.470%	0.470%	172	\$ 500,000.00	100.00	\$ 500,000.00	\$ -	\$ 500,000.00	\$ 1,175.00	2/19/21	\$ 1,175.00	\$ -	3/11/24	8/19/24 (S)	
3130APWT8	11/30/21 **	FHLB	11/25/24	1.625%	1.625%	270	\$ 500,000.00	100.00	\$ 500,000.00	\$ -	\$ 500,000.00	\$ 1,215.28	5/25/22	\$ 1,215.28	\$ -	5/25/24 (Q)	5/25/24 (S)	
3130APWT8	11/30/21 **	FHLB	11/25/24	1.625%	1.625%	270	\$ 500,000.00	100.00	\$ 500,000.00	\$ -	\$ 500,000.00	\$ 1,215.28	5/25/22	\$ 1,215.28	\$ -	5/25/24 (Q)	5/25/24 (S)	
3134GWC87	9/9/20	FHLMC	9/9/25	0.550%	0.550%	558	\$ 250,000.00	100.0000	\$ 250,000.00	\$ -	\$ 250,000.00	\$ 687.50	3/9/21	\$ 687.50	\$ -	4/9/24 (Q)	3/9/24 (S)	
3134GWC87	9/9/20	FHLMC	9/9/25	0.550%	0.550%	558	\$ 250,000.00	100.00	\$ 250,000.00	\$ -	\$ 250,000.00	\$ 687.50	3/9/21	\$ 687.50	\$ -	3/9/24 (Q)	3/9/24 (S)	
3130APT7	11/30/21 ^	FHLB	11/24/26	2.000%	2.000%	999	\$ 250,000.00	100.0000	\$ 250,000.00	\$ 29.17	\$ 250,029.17	\$ 875.00	5/27/22	\$ 845.83	\$ -	5/24/24 (Q)	5/24/24 (S)	
3130APT7	11/30/21 ^	FHLB	11/24/26	2.000%	2.000%	999	\$ 350,000.00	100.0000	\$ 350,000.00	\$ 40.83	\$ 350,040.83	\$ 1,225.00	5/24/22	\$ 1,184.17	\$ -	5/24/24 (Q)	5/24/24 (S)	
<b>Totals</b>							<b>\$6,233,000.00</b>		<b>\$ 6,267,348.45</b>	<b>\$ 451.11</b>	<b>\$ 6,267,799.56</b>			<b>\$ -</b>				

Money Market Balance **\$ 4,418,698.73**  
Total Cost Basis **\$ 10,686,047.18**

\*\* Coupon Rate = 0.5% then resets semi-annually starting on 11/25/22 @ .875%, 1.25%, 1.625%, 2.0%  
^Coupon Ra ^Coupon Rate= 0.70% then resets 11/24/23 @ 2.0%  
\* Coupon Rate = 1.35% resets 1/31/24 @ 1.50%  
\* Coupon Rate = 0.3% then resets annually starting on 8/12/22 @ .65%, .95%, 1.1%

**Redeemed / Called Holdings**

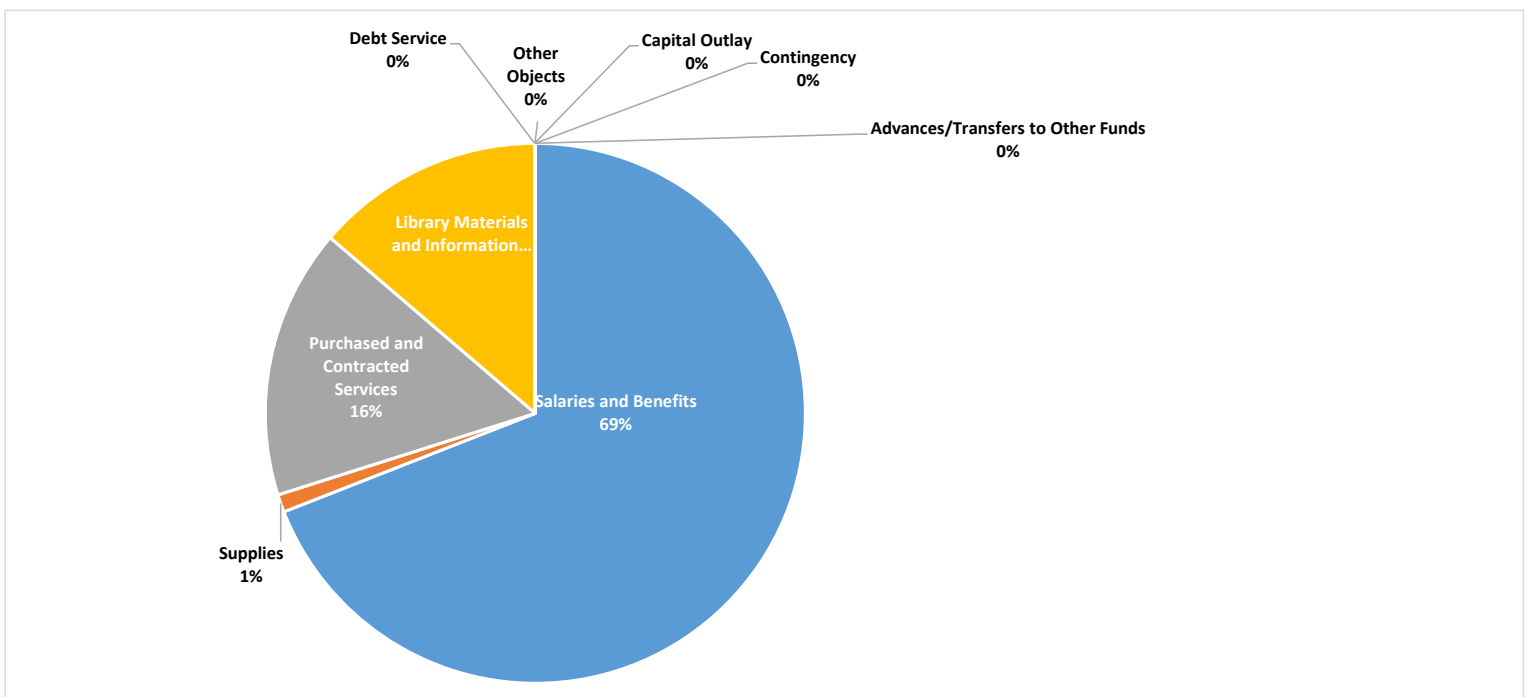
**Federal Agency - Callables**

Cusip	Settlement Date	Full or Partial Call?	Agency Issuer	Maturity Date	Coupon Rate	Final Call?	Par Amount	Price	INITIAL PAYMENT			REDEMPTION PAYMENT						
									Premium/(Discount)	Accrued Interest Paid	Total	Par Amount Redeemed	Interest Paid at Redemption	Total Redeemed	Realized Capital Gains	Remaining Principal	CALLED Upon Date	
													\$ -	\$ -	\$ -			

**Brian R. Carter**  
Vice President  
Fifth Third Securities, Inc.  
Columbus, Ohio 43215  
614-744-5496

## Delaware County District Library Financial Statement For the Month Ended 2/29/24

	GENERAL	BUILDING AND REPAIR	PERMANENT IMPROVEMENT	ENDOWMENT	TOTAL
<b>Beginning Cash Balance</b>	11,790,550.50	709,569.11	1,159,502.72	112,079.19	13,771,701.52
Revenues:					
Taxes	278,209.01				278,209.01
Patron Fees	6,585.57				6,585.57
Earnings on Investments	52,219.05	-	-	310.17	52,529.22
Miscellaneous Receipts	-		-		-
Contributions, Gifts, Donations	575.00				575.00
Grants					-
Transfers From Other Funds	-		-		-
<b>Total Revenues</b>	<b>337,588.63</b>	<b>-</b>	<b>-</b>	<b>310.17</b>	<b>337,898.80</b>
Disbursements:					
Salaries and Benefits	436,771.29				436,771.29
Supplies	6,695.06		-		6,695.06
Purchased and Contracted Services	102,210.53		17,585.00		119,795.53
Library Materials and Information	86,546.10		-		86,546.10
Capital Outlay	-	-	-		-
Debt Service	-		-		-
Other Objects	270.74		-		270.74
Contingency	-		-		-
Advances/Transfers to Other Funds	-		-		-
<b>Total Disbursements</b>	<b>632,493.72</b>	<b>-</b>	<b>17,585.00</b>	<b>-</b>	<b>650,078.72</b>
<b>Ending Cash Balances</b>	11,495,645.41	709,569.11	1,141,917.72	112,389.36	13,459,521.60
Encumbrances	1,680,458.47	56,930.00	69,607.86	-	1,806,996.33
<b>Available For Expenditure</b>	9,815,186.94	652,639.11	1,072,309.86	112,389.36	11,652,525.27



Delaware County District Library  
Financial Summary - Actual YTD  
2/29/2024

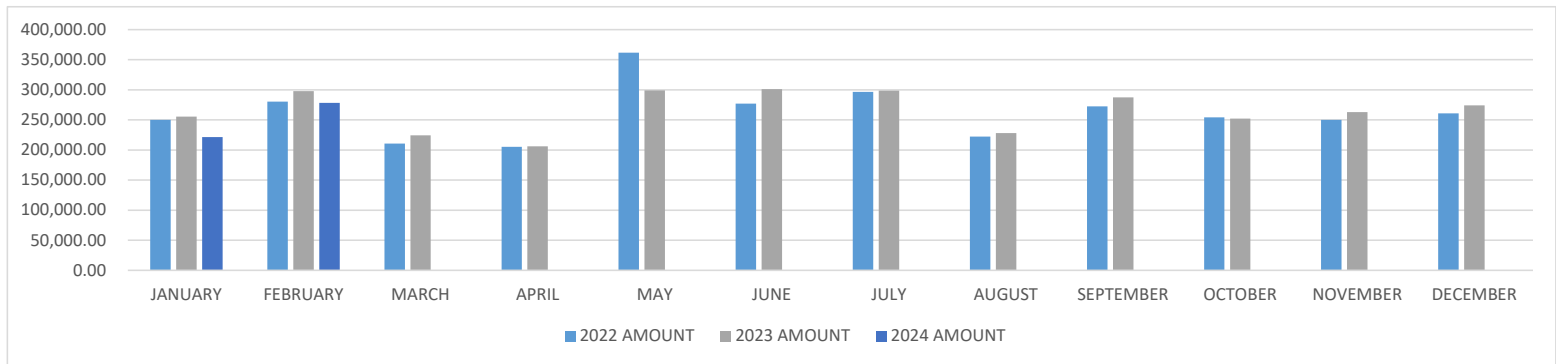
	Budget	January	February	March	April	May	June	July	August	September	October	November	December	Year to Date Rev/Expense	Over/(Under) Budget	YTD %
<b>General Fund</b>																
Revenues																
Public Library Fund	3,072,144.61	221,520.48	278,209.01											499,729.49	(2,572,415.12)	16%
Levy - County Property Tax	6,180,830.98	-	-											-	(6,180,830.98)	0%
Other	246,200.00	79,211.33	59,379.62											138,590.95	(107,609.05)	56%
<b>Total Revenues</b>	<b>9,499,175.59</b>	<b>300,731.81</b>	<b>337,588.63</b>	-	-	-	-	-	-	-	-	-	-	<b>638,320.44</b>	<b>(8,860,855.15)</b>	<b>7%</b>
Expenditures																
Salaries & Benefits	6,422,929.84	465,002.45	436,771.29											901,773.74	(5,521,156.10)	14%
Supplies	227,000.00	9,032.03	6,695.06											15,727.09	(211,272.91)	7%
Purchased and Contracted Services	1,572,700.00	175,384.67	102,210.53											277,595.20	(1,295,104.80)	18%
Materials	1,024,266.00	25,827.96	86,546.10											112,374.06	(911,891.94)	11%
Capital	185,000.00	148.00	-											148.00	(184,852.00)	0%
Debt Service	972,250.00	-	-											-	(972,250.00)	0%
Other	28,700.00	6,951.25	270.74											7,221.99	(21,478.01)	25%
Contingency	-	-	-											-	-	#DIV/0!
Advances/Transfer to Other Funds	700,000.00	-	-											-	(700,000.00)	0%
<b>Total Expenditures</b>	<b>11,132,845.84</b>	<b>682,346.36</b>	<b>632,493.72</b>	-	-	-	-	-	-	-	-	-	-	<b>1,314,840.08</b>	<b>(9,818,005.76)</b>	<b>12%</b>
<b>Building and Repair (Minor Capital Projects)</b>																
Revenues	16,800.00	-	-											-	(16,800.00)	
Expenditures	500,000.00	9,000.00	-											9,000.00	(491,000.00)	2%
<b>Permanent Improvement Funds</b>																
Revenues	12,000.00	-	-											-	(12,000.00)	
Expenditures	1,092,750.00	158,235.81	17,585.00											175,820.81	(916,929.19)	16%
<b>Endowment Funds</b>																
Revenues	1,200.00	289.86	310.17											600.03	(599.97)	50%
Expenditures	-	-	-											-	-	#DIV/0!
<b>Total All Funds</b>																
<b>Revenues</b>	<b>9,529,175.59</b>	<b>301,021.67</b>	<b>337,898.80</b>	-	-	-	-	-	-	-	-	-	-	<b>638,920.47</b>	<b>(8,890,255.12)</b>	<b>7%</b>
<b>Expenditures</b>	<b>12,725,595.84</b>	<b>849,582.17</b>	<b>650,078.72</b>	-	-	-	-	-	-	-	-	-	-	<b>1,499,660.89</b>	<b>(11,225,934.95)</b>	<b>12%</b>

Delaware County District Library  
Financial Summary -Projected  
02/29/24

	Budget	January	February	March	April	May	June	July	August	September	October	November	December	Year to Date Rev/Expense	Over/(Under) Budget	YTD %
<b>General Fund</b>																
Revenues																
Public Library Fund	3,072,144.61	221,520.48	278,209.01	215,000.00	196,000.00	272,000.00	297,000.00	295,000.00	221,000.00	270,000.00	248,000.00	254,000.00	265,000.00	3,032,729.49	(39,415.12)	99%
Levy - County Property Tax	6,180,830.98	-	-	2,815,000.00	2,150.00	310,000.00	-	500.00	2,572,100.00	200.00	310,000.00	550.00	-	6,010,500.00	(170,330.98)	97%
Other	246,200.00	79,211.33	59,379.62	28,050.00	48,050.00	28,050.00	38,050.00	28,050.00	28,050.00	30,550.00	38,250.00	28,050.00	31,050.00	464,790.95	218,590.95	189%
<b>Total Revenues</b>	<b>9,499,175.59</b>	<b>300,731.81</b>	<b>337,588.63</b>	<b>3,058,050.00</b>	<b>246,200.00</b>	<b>610,050.00</b>	<b>335,050.00</b>	<b>323,550.00</b>	<b>2,821,150.00</b>	<b>300,750.00</b>	<b>596,250.00</b>	<b>282,600.00</b>	<b>296,050.00</b>	<b>9,508,020.44</b>	<b>8,844.85</b>	<b>100%</b>
Expenditures																
Salaries & Benefits	6,422,929.84	465,002.45	436,771.29	476,696.00	475,886.00	686,005.00	478,106.00	475,886.00	475,886.00	478,106.00	475,886.00	686,005.00	505,956.00	6,116,191.74	(306,738.10)	95%
Supplies	227,000.00	9,032.03	6,695.06	15,750.00	16,750.00	20,750.00	16,750.00	16,250.00	20,250.00	23,500.00	18,600.00	16,600.00	45,500.00	226,427.09	(572.91)	100%
Purchased and Contracted Services	1,572,700.00	175,384.67	102,210.53	176,190.00	157,187.55	101,940.00	93,465.00	152,912.55	132,440.00	91,140.00	178,140.00	83,340.00	99,515.00	1,543,865.30	(28,834.70)	98%
Materials	1,024,266.00	25,827.96	86,546.10	97,900.00	120,750.00	101,250.00	75,500.00	74,450.00	85,050.00	73,700.00	97,250.00	74,850.00	72,950.00	986,024.06	(38,241.94)	96%
Capital	185,000.00	148.00	-	13,000.00	12,000.00	12,000.00	12,000.00	77,000.00	12,000.00	12,000.00	12,000.00	11,750.00	11,000.00	184,898.00	(102.00)	100%
Debt Service	972,250.00	-	-	-	-	91,125.00	-	-	-	-	-	881,125.00	-	972,250.00	-	100%
Other	28,700.00	6,951.25	270.74	6,750.00	1,500.00	1,500.00	1,500.00	1,500.00	1,800.00	1,500.00	1,500.00	1,500.00	1,500.00	27,771.99	(928.01)	97%
Contingency	-	-	-	-	-	-	-	-	-	-	-	-	-	-	-	#DIV/0!
Advances/Transfer to Other Funds	700,000.00	-	-	-	-	-	-	-	-	-	-	-	700,000.00	700,000.00	-	100%
<b>Total Expenditures</b>	<b>11,132,845.84</b>	<b>682,346.36</b>	<b>632,493.72</b>	<b>786,286.00</b>	<b>784,073.55</b>	<b>1,014,570.00</b>	<b>677,321.00</b>	<b>797,998.55</b>	<b>727,426.00</b>	<b>679,946.00</b>	<b>783,376.00</b>	<b>1,755,170.00</b>	<b>1,436,421.00</b>	<b>10,757,428.18</b>	<b>(375,417.66)</b>	<b>97%</b>
<b>Building and Repair (Minor Capital Projects)</b>																
Revenues	16,800.00	-	-	15,100.00	15,100.00	15,100.00	15,100.00	15,100.00	15,100.00	15,100.00	15,100.00	15,100.00	15,100.00	151,000.00	134,200.00	
Expenditures	500,000.00	9,000.00	-	20,000.00	20,000.00	20,000.00	20,000.00	20,000.00	20,000.00	20,000.00	20,000.00	20,000.00	20,000.00	209,000.00	(291,000.00)	42%
<b>Permanent Improvement Funds</b>																
Revenues	12,000.00	-	-	1,000.00	1,000.00	1,000.00	1,000.00	1,000.00	1,000.00	1,000.00	1,000.00	1,000.00	1,000.00	10,000.00	(2,000.00)	
Expenditures	1,092,750.00	158,235.81	17,585.00	600,000.00	-	-	-	300,000.00	-	-	-	-	-	1,075,820.81	(16,929.19)	98%
<b>Endowment Funds</b>																
Revenues	1,200.00	289.86	310.17	250.00	250.00	250.00	250.00	250.00	250.00	250.00	250.00	250.00	250.00	3,100.03	1,900.03	258%
Expenditures	-	-	-	-	-	-	-	-	-	-	-	-	-	-	-	#DIV/0!
<b>Total All Funds</b>																
<b>Revenues</b>	<b>9,529,175.59</b>	<b>301,021.67</b>	<b>337,898.80</b>	<b>3,074,400.00</b>	<b>262,550.00</b>	<b>626,400.00</b>	<b>351,400.00</b>	<b>339,900.00</b>	<b>2,837,500.00</b>	<b>317,100.00</b>	<b>612,600.00</b>	<b>298,950.00</b>	<b>312,400.00</b>	<b>9,672,120.47</b>	<b>142,944.88</b>	<b>102%</b>
<b>Expenditures</b>	<b>12,725,595.84</b>	<b>849,582.17</b>	<b>650,078.72</b>	<b>1,406,286.00</b>	<b>804,073.55</b>	<b>1,034,570.00</b>	<b>697,321.00</b>	<b>1,117,998.55</b>	<b>747,426.00</b>	<b>699,946.00</b>	<b>803,376.00</b>	<b>1,775,170.00</b>	<b>1,456,421.00</b>	<b>12,042,248.99</b>	<b>(683,346.85)</b>	<b>95%</b>

**DELAWARE COUNTY DISTRICT LIBRARY  
PUBLIC LIBRARY FUND INCOME - THREE YEAR HISTORY  
AS OF FEBRUARY 29, 2024**

	2022		2023		2024		\$ DIFFERENCE 2023/2024	% CHANGE 2023/2024
	AMOUNT	% OF TOTAL	AMOUNT	% OF TOTAL	AMOUNT	% OF TOTAL		
JANUARY	249,964.13	8%	255,651.09	8%	221,520.48	7%	(34,130.61)	-13%
FEBRUARY	280,524.08	10%	297,757.40	9%	278,209.01	9%	(19,548.39)	-7%
MARCH	210,496.10	8%	224,470.59	7%	0.00	0%		0%
APRIL	205,393.69	7%	206,159.35	7%	0.00	0%		0%
MAY	361,526.40	9%	299,211.54	12%	0.00	0%		0%
JUNE	276,943.54	12%	301,152.69	9%	0.00	0%		0%
JULY	296,610.36	11%	298,453.57	10%	0.00	0%		0%
AUGUST	222,356.30	8%	228,255.23	7%	0.00	0%		0%
SEPTEMBER	272,427.27	10%	287,421.61	9%	0.00	0%		0%
OCTOBER	254,402.41	9%	252,336.25	8%	0.00	0%		0%
NOVEMBER	250,049.15	10%	262,746.47	8%	0.00	0%		0%
DECEMBER	260,672.09	10%	274,051.06	9%	0.00	0%		0%
<b>TOTAL</b>	<b>3,141,365.52</b>		<b>3,187,666.85</b>	<b>YTD ACTUAL</b>	<b>499,729.49</b>			
				<b>EOY ESTIMATE</b>	<b>3,072,144.61</b>	<b>ACT 24/EST 24</b>	<b>(2,572,415.12)</b>	<b>-84%</b>



	DELAWARE COUNTY	FRANKLIN COUNTY	TOTAL
JANUARY	221,326.84	193.64	221,520.48
FEBRUARY	277,965.82	243.19	278,209.01
MARCH			-
APRIL			-
MAY			-
JUNE			-
JULY			-
AUGUST			-
SEPTEMBER			-
OCTOBER			-
NOVEMBER			-
DECEMBER			-
<b>TOTAL</b>	<b>499,292.66</b>	<b>436.83</b>	<b>499,729.49</b>

Delaware County District Library

Bank Reconciliation

2/29/2024

Bank Statement Amounts:

Petty Cash/Cash Drawers (General Fund)	1,845.00
First Commonwealth	1,112,976.16
5/3 (General Fund)	10,686,047.18
First Commonwealth (General Fund)	161,310.75
First Commonwealth (Endowment)	77,730.18
First Commonwealth (Building)	402,843.34
Star Ohio (General Fund)	1,033,665.20
Total Statement Balances	<u>13,476,417.81</u>

Adjustments (Items not yet reflected on statements):

Outstanding Checks	
052383 SARAH LLOYD	19.06
052448 KNIGHTS OF THE ROSE, INC	700.00
UAN Checks Uncleared	16,177.15
Total Adjustments	<u>16,896.21</u>
Adjust bank balances	<u>13,459,521.60</u>

UAN Fund Balances

1000 General Fund	11,495,645.41
4001 Building & Repair	709,569.11
4002 Permanent Improvement Fund	1,141,917.72
4501 Endowment Fund	112,389.36

Adjustments (Items not yet reflected in General Ledger):

Total UAN Fund Balances	<u>13,459,521.60</u>
-------------------------	----------------------

Out of Balance

-



**Payment Listing**

February 2024

Payment Advice #	Post Date	Transaction Date	Type	Vendor / Payee	Amount	Status
26-2024	01/29/2024	01/29/2024	CH	UNITED HEALTHCARE	\$67,721.96 *	C
26-2024	01/30/2024	01/31/2024	NEG ADJ	UNITED HEALTHCARE	-\$1,032.62 *	C
26-2024	02/27/2024	02/27/2024	NEG ADJ	UNITED HEALTHCARE	-\$28.00	C
31-2024	02/02/2024	02/02/2024	CH	AES OHIO	\$459.07	C
32-2024	02/02/2024	02/02/2024	CH	AMERICAN ELECTRIC POWER	\$2,877.51	C
33-2024	02/02/2024	02/02/2024	CH	AMERICAN ELECTRIC POWER	\$3,381.41	C
34-2024	02/02/2024	02/02/2024	CH	AMERICAN ELECTRIC POWER	\$3,115.80	C
35-2024	02/02/2024	02/02/2024	CH	COLUMBIA GAS OF OHIO, INC.	\$1,708.47	C
36-2024	02/02/2024	02/02/2024	CH	COLUMBIA GAS OF OHIO, INC.	\$1,082.96	C
37-2024	02/02/2024	02/02/2024	CH	DELAWARE CO TREASURER	\$270.74	C
38-2024	02/02/2024	02/02/2024	CH	FRONTIER	\$155.51	C
39-2024	02/02/2024	02/02/2024	CH	FRONTIER	\$328.03	C
40-2024	02/02/2024	02/02/2024	CH	REPUBLIC SERVICES INC	\$82.88	C
41-2024	02/02/2024	02/02/2024	CH	REPUBLIC SERVICES INC	\$61.01	C
42-2024	02/02/2024	02/02/2024	CH	REPUBLIC SERVICES INC	\$60.10	C
43-2024	02/02/2024	02/02/2024	CH	REPUBLIC SERVICES INC	\$173.51	C
44-2024	02/02/2024	02/02/2024	CH	REPUBLIC SERVICES INC	\$90.01	C
45-2024	02/09/2024	02/05/2024	CH	PAYROLL ACCOUNT	\$142,913.11	C
46-2024	02/09/2024	02/06/2024	CH	OHIO DEFERRED COMPENSATION	\$75.00	C
47-2024	02/09/2024	02/06/2024	CH	OHIO DEFERRED COMPENSATION	\$3,578.00	C
48-2024	02/07/2024	02/06/2024	CH	PAYCOR, INC.	\$3,433.70	C
49-2024	02/02/2024	02/12/2024	CH	FINET	\$26.29	C
50-2024	02/02/2024	02/12/2024	CH	FINET	\$27.08	C
51-2024	02/02/2024	02/12/2024	CH	FINET	\$58.70	C
52-2024	02/02/2024	02/12/2024	CH	FINET	\$132.46	C
53-2024	02/02/2024	02/12/2024	CH	FINET	\$50.07	C
54-2024	02/15/2024	02/15/2024	CH	FRONTIER	\$217.25	C
55-2024	02/20/2024	02/20/2024	CH	COLUMBIA GAS OF OHIO, INC.	\$1,462.67	C
56-2024	02/21/2024	02/21/2024	CH	FIRST COMMONWEALTH BANK	\$1,321.38	C
57-2024	02/21/2024	02/21/2024	CH	FIRST COMMONWEALTH BANK	\$452.87	C
58-2024	02/21/2024	02/21/2024	CH	FIRST COMMONWEALTH BANK	\$1,219.96	C
59-2024	02/21/2024	02/21/2024	CH	FIRST COMMONWEALTH BANK	\$130.88	C
60-2024	02/21/2024	02/21/2024	CH	FIRST COMMONWEALTH BANK	\$785.00	C
61-2024	02/22/2024	02/22/2024	CH	COLUMBIA GAS OF OHIO, INC.	\$244.73	C
62-2024	02/22/2024	02/22/2024	CH	US BANK EQUIPMENT FINANCE	\$3,724.97	C
63-2024	02/23/2024	02/23/2024	CH	PAYROLL ACCOUNT	\$144,493.27	C
64-2024	02/22/2024	02/23/2024	CH	Ohio Public Employees Retirement System	\$78,342.92	C
65-2024	02/23/2024	02/23/2024	CH	OHIO DEFERRED COMPENSATION	\$3,748.00	C
66-2024	02/23/2024	02/23/2024	CH	OHIO DEFERRED COMPENSATION	\$75.00	C
67-2024	02/27/2024	02/27/2024	CH	AMERICAN ELECTRIC POWER	\$330.49	C
68-2024	02/27/2024	02/29/2024	CH	VISION SERVICE PLAN - (CT)	\$668.32	C
69-2024	02/27/2024	03/01/2024	CH	UNITED HEALTHCARE	\$62,905.67	C
70-2024	02/07/2024	03/01/2024	CH	FIRST COMMONWEALTH BANK	\$138.96	C
56199	02/01/2024	01/31/2024	AW	BAKER & TAYLOR BOOKS - 510486	\$318.42	C
56200	02/01/2024	01/31/2024	AW	BAKER & TAYLOR BOOKS - 510486	\$49.53	C
56201	02/01/2024	01/31/2024	AW	BAKER & TAYLOR BOOKS - 510486	\$58.43	C

**Payment Listing**

February 2024

Payment Advice #	Post Date	Transaction Date	Type	Vendor / Payee	Amount	Status
56202	02/01/2024	01/31/2024	AW	BAKER & TAYLOR BOOKS - 510486	\$380.34	C
56203	02/01/2024	01/31/2024	AW	BAKER & TAYLOR BOOKS - 510486	\$14.20	C
56204	02/01/2024	01/31/2024	AW	BAKER & TAYLOR BOOKS - 510486	\$22.30	C
56205	02/01/2024	01/31/2024	AW	BAKER & TAYLOR BOOKS - 510486	\$40.68	C
56206	02/01/2024	01/31/2024	AW	BAKER & TAYLOR BOOKS - 510486	\$16.14	C
56207	02/01/2024	01/31/2024	AW	BAKER & TAYLOR BOOKS - 510486	\$76.44	C
56208	02/01/2024	01/31/2024	AW	BAKER & TAYLOR BOOKS - 510486	\$100.96	C
56209	02/01/2024	01/31/2024	AW	BAKER & TAYLOR BOOKS - 510486	\$74.55	C
56210	02/01/2024	01/31/2024	AW	BAKER & TAYLOR BOOKS - 510486	\$16.49	C
56211	02/01/2024	01/31/2024	AW	BAKER & TAYLOR BOOKS - 510486	\$31.44	C
56212	02/01/2024	01/31/2024	AW	BAKER & TAYLOR BOOKS - 510486	\$33.02	C
56213	02/01/2024	01/31/2024	AW	BAKER & TAYLOR BOOKS - 510486	\$141.57	C
56214	02/01/2024	01/31/2024	AW	BAKER & TAYLOR BOOKS - 510486	\$29.67	C
56215	02/02/2024	02/02/2024	AW	BOOK PAGE	\$2,880.00	C
56216	02/02/2024	02/02/2024	AW	ESA	\$119.40	C
56217	02/02/2024	02/02/2024	AW	FCL	\$174.95	C
56218	02/02/2024	02/02/2024	AW	JAYNA MCDANIEL-BROWNING	\$110.83	C
56219	02/02/2024	02/02/2024	AW	LEGACY MAINTENANCE SERVICES	\$1,290.00	C
56220	02/02/2024	02/02/2024	AW	MIDWEST TAPE LLC	\$409.42	C
56221	02/02/2024	02/02/2024	AW	MOLLY MEYERS LABADIE	\$265.97	C
56222	02/02/2024	02/02/2024	AW	ODP BUSINESS SOLUTIONS, LLC	\$88.02	C
56223	02/02/2024	02/02/2024	AW	PERRY PRO TECH	\$455.95	C
56224	02/02/2024	02/02/2024	AW	PLAYAWAY PRODUCTS	\$637.39	C
56225	02/02/2024	02/02/2024	AW	SARAH ROBERTSON	\$6.30	C
56226	02/02/2024	02/02/2024	AW	SUTTON DURFEE	\$120.00	C
56227	02/02/2024	02/02/2024	AW	T-MOBILE	\$351.68	C
56228	02/02/2024	02/02/2024	AW	TRITHIUM SOLUTIONS	\$1,683.70	C
56229	02/12/2024	02/12/2024	AW	SARA ARANGO	\$16.08	V
56229	02/12/2024	02/12/2024	AW	SARA ARANGO	-\$16.08	V
56230	02/12/2024	02/12/2024	AW	SARA ARANGO	\$16.08	C
56231	02/12/2024	02/12/2024	AW	RACHEL RAUSCH	\$39.40	C
56232	02/12/2024	02/12/2024	AW	AMANDA SHETEROM	\$94.55	C
56233	02/12/2024	02/12/2024	AW	BRYAN HOWARD	\$288.44	C
56234	02/12/2024	02/12/2024	AW	KADRA-AYAN AHMED	\$90.00	C
56235	02/12/2024	02/12/2024	AW	APPLIED MECHANICAL SYSTEMS INC	\$3,845.00	C
56236	02/12/2024	02/12/2024	AW	BENCHMARK LANDSCAPE	\$4,293.34	O
56237	02/12/2024	02/12/2024	AW	GALE	\$429.48	C
56238	02/12/2024	02/12/2024	AW	CYPRESS INFORMATION SERVICES	\$752.46	C
56239	02/12/2024	02/12/2024	AW	D & D COMMERCIAL CLEANING	\$21,975.00	C
56240	02/12/2024	02/12/2024	AW	Delaware Gazette	\$11.25	C
56241	02/12/2024	02/12/2024	AW	DEL CO WATER	\$212.50	O
56241	03/13/2024	03/13/2024	AW	DEL CO WATER	-\$212.50 *	V
56242	02/12/2024	02/12/2024	AW	DELHI LANDSCAPING INC	\$11,228.00	C
56243	02/12/2024	02/12/2024	AW	DEMCO	\$471.51	C
56244	02/12/2024	02/12/2024	AW	JULIE MILLER	\$103.30	C
56245	02/12/2024	02/12/2024	AW	KANOPY	\$966.60	C

**Payment Listing**

February 2024

Payment Advice #	Post Date	Transaction Date	Type	Vendor / Payee	Amount	Status
56246	02/12/2024	02/12/2024	AW	LEGACY COMMERCIAL CLEANING	\$12,508.00	C
56247	02/12/2024	02/12/2024	AW	LEGACY MAINTENANCE SERVICES	\$4,985.00	C
56248	02/12/2024	02/12/2024	AW	MERGENT, INC.	\$1,287.00	C
56249	02/12/2024	02/12/2024	AW	MIDWEST TAPE LLC	\$7,306.99	C
56250	02/12/2024	02/12/2024	AW	NEWSBANK, INC.	\$18,781.00	C
56251	02/12/2024	02/12/2024	AW	ORKIN	\$511.96	C
56252	02/12/2024	02/12/2024	AW	OVERDRIVE, INC	\$12,776.90	C
56253	02/12/2024	02/12/2024	AW	PLAYAWAY PRODUCTS	\$899.54	C
56254	02/12/2024	02/12/2024	AW	PRECISION ALIGNMENT AND TIRE	\$833.93	C
56255	02/12/2024	02/12/2024	AW	RESA SERVICE, LLC	\$4,945.00	C
56256	02/12/2024	02/12/2024	AW	US BANK EQUIPMENT FINANCE	\$515.16	C
56257	02/12/2024	02/12/2024	AW	Makerstock	\$37.03	O
56258	02/12/2024	02/12/2024	AW	SIGNWAREHOUSE	\$2,525.25	C
56259	02/12/2024	02/12/2024	AW	VILLAGE OF OSTRANDER	\$34.43	C
56260	02/15/2024	02/15/2024	AW	AMAZON CAPITAL SERVICES	\$1,937.04	C
56261	02/15/2024	02/15/2024	AW	ANGIE GROSSENBACHER	\$64.25	C
56262	02/15/2024	02/15/2024	AW	CENTER POINT	\$192.96	C
56263	02/15/2024	02/15/2024	AW	EBSCO INFORMATION SERVICES	\$51.95	C
56264	02/15/2024	02/15/2024	AW	MELISSA DOUGHERTY	\$11.79	O
56265	02/15/2024	02/15/2024	AW	MOLLY MEYERS LABADIE	\$103.85	O
56266	02/15/2024	02/15/2024	AW	RESA SERVICE, LLC	\$5,040.00	C
56267	02/15/2024	02/15/2024	AW	T-MOBILE	\$328.72	C
56268	02/15/2024	02/15/2024	AW	T-MOBILE	\$1,606.50	C
56269	02/15/2024	02/15/2024	AW	TODAYS BUSINESS SOLUTIONS	\$240.00	O
56270	02/15/2024	02/15/2024	AW	TRACI HIGGINS	\$12.60	C
56271	02/15/2024	02/15/2024	AW	TRITHIUM SOLUTIONS	\$1,794.85	C
56272	02/15/2024	02/15/2024	AW	Wendi Foos	\$17.69	C
56273	02/21/2024	02/21/2024	AW	BAKER & TAYLOR BOOKS - 510486	\$27,034.88	C
56274	02/22/2024	02/22/2024	AW	AMAZON CAPITAL SERVICES	\$435.30	C
56275	02/22/2024	02/22/2024	AW	AMANDA PLUMBING	\$228.75	C
56276	02/22/2024	02/22/2024	AW	Bryan Arriola	\$6.30	O
56277	02/22/2024	02/22/2024	AW	BRICKER GRAYDON LLP	\$7,600.00	C
56278	02/22/2024	02/22/2024	AW	DEL CO WATER	\$260.10	C
56279	02/22/2024	02/22/2024	AW	DEMCO	\$108.64	O
56280	02/22/2024	02/22/2024	AW	ESA	\$73.43	O
56281	02/22/2024	02/22/2024	AW	FMX	\$6,351.00	O
56282	02/22/2024	02/22/2024	AW	GALE	\$463.07	C
56283	02/22/2024	02/22/2024	AW	HANNAH SIMPSON	\$25.19	C
56284	02/22/2024	02/22/2024	AW	INGRAM LIBRARY SERVICES	\$160.92	C
56285	02/22/2024	02/22/2024	AW	KATHERINE HUGHES	\$5.63	C
56286	02/22/2024	02/22/2024	AW	KELLY COCHRAN	\$28.14	C
56287	02/22/2024	02/22/2024	AW	MEADE ROOFING SERVICES, INC.	\$1,300.00	C
56288	02/22/2024	02/22/2024	AW	MEGAN SHOEMAKER	\$12.60	C
56289	02/22/2024	02/22/2024	AW	ODP BUSINESS SOLUTIONS, LLC	\$55.12	C
56290	02/22/2024	02/22/2024	AW	PERRY PRO TECH	\$188.90	C
56291	02/22/2024	02/22/2024	AW	PLAYAWAY PRODUCTS	\$682.38	C

**Payment Listing**

February 2024

<b>Payment Advice #</b>	<b>Post Date</b>	<b>Transaction Date</b>	<b>Type</b>	<b>Vendor / Payee</b>	<b>Amount</b>	<b>Status</b>
56292	02/22/2024	02/22/2024	AW	Regal Plumbing & Heating	\$1,644.00	C
56293	02/27/2024	02/27/2024	AW	MIDWEST TAPE LLC	\$2,231.41	O
56294	02/27/2024	02/27/2024	AW	BAKER & TAYLOR BOOKS - 510486	\$2,485.98	O
Total Payments:					\$649,921.59	
Total Conversion Vouchers:					\$0.00	
Total Less Conversion Vouchers:					\$649,921.59	

Type: AM - Accounting Manual Warrant, AW - Accounting Warrant, IM - Investment Manual Warrant, IW - Investment Warrant, PM - Payroll Manual Warrant, PR - Payroll Warrant, RW - Reduction of Receipt Warrant, SW - Skipped Warrant, WH - Withholding Warrant, WM - Withholding Manual, WS - Special Warrant, CH - Electronic Payment Advice, IL - Investment Loss, EP - Payroll EFT Voucher, CV - Payroll Conversion Voucher, SV - Payroll Special Voucher, EW - Withholding Voucher, POS ADJ - Positive Adjustment, NEG ADJ - Negative Adjustment, POS REAL - Positive Reallocation, NEG REAL - Negative Reallocation

Status: O - Outstanding, C - Cleared, V - Voided, B - Batch

\* Asterisked amounts are not included in report totals. These transactions occurred outside the reported date range but are listed for reference.