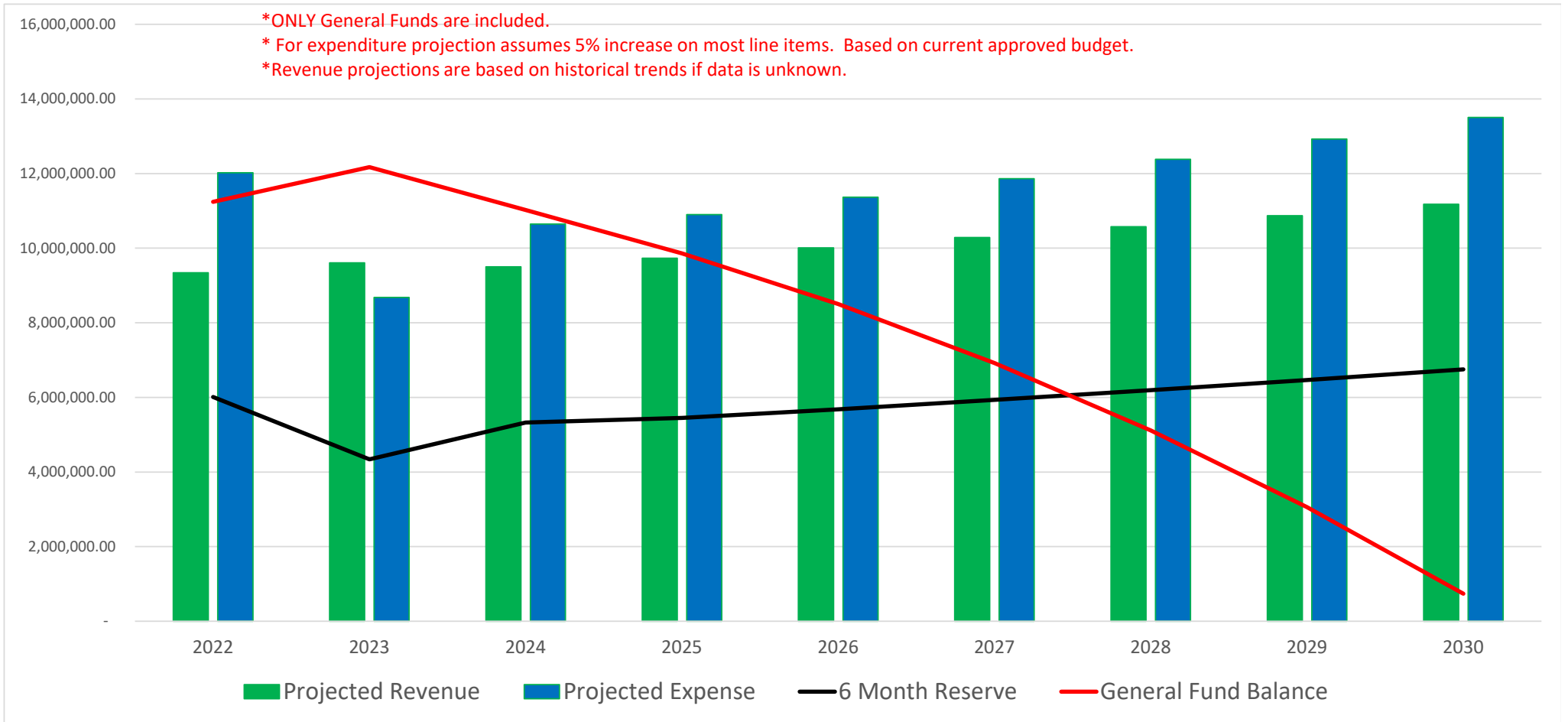


Delaware County District Library  
Dashboard  
3/31/2024

	2022	2023	2024	2025	2026	2027	2028	2029	2030
Projected Revenue	9,342,151.55	9,608,596.70	9,499,175.59	9,733,293.66	10,005,908.48	10,286,556.40	10,575,481.15	10,872,934.06	11,179,174.33
Projected Expense	12,020,458.33	8,679,294.51	10,647,042.17	10,897,881.76	11,366,058.34	11,864,693.78	12,382,666.00	12,926,311.84	13,501,929.91
6 Month Reserve	6,010,229.17	4,339,647.26	5,323,521.09	5,448,940.88	5,683,029.17	5,932,346.89	6,191,333.00	6,463,155.92	6,750,964.96
General Fund Balance	11,242,862.86	12,172,165.05	11,024,298.47	9,859,710.37	8,499,560.51	6,921,423.13	5,114,238.28	3,060,860.50	738,104.92
Net income/(loss)	(2,678,306.78)	929,302.19	(1,147,866.58)	(1,164,588.10)	(1,360,149.86)	(1,578,137.38)	(1,807,184.85)	(2,053,377.78)	(2,322,755.58)



**Delaware County District Library  
Treasurer's Report  
3/31/2024**

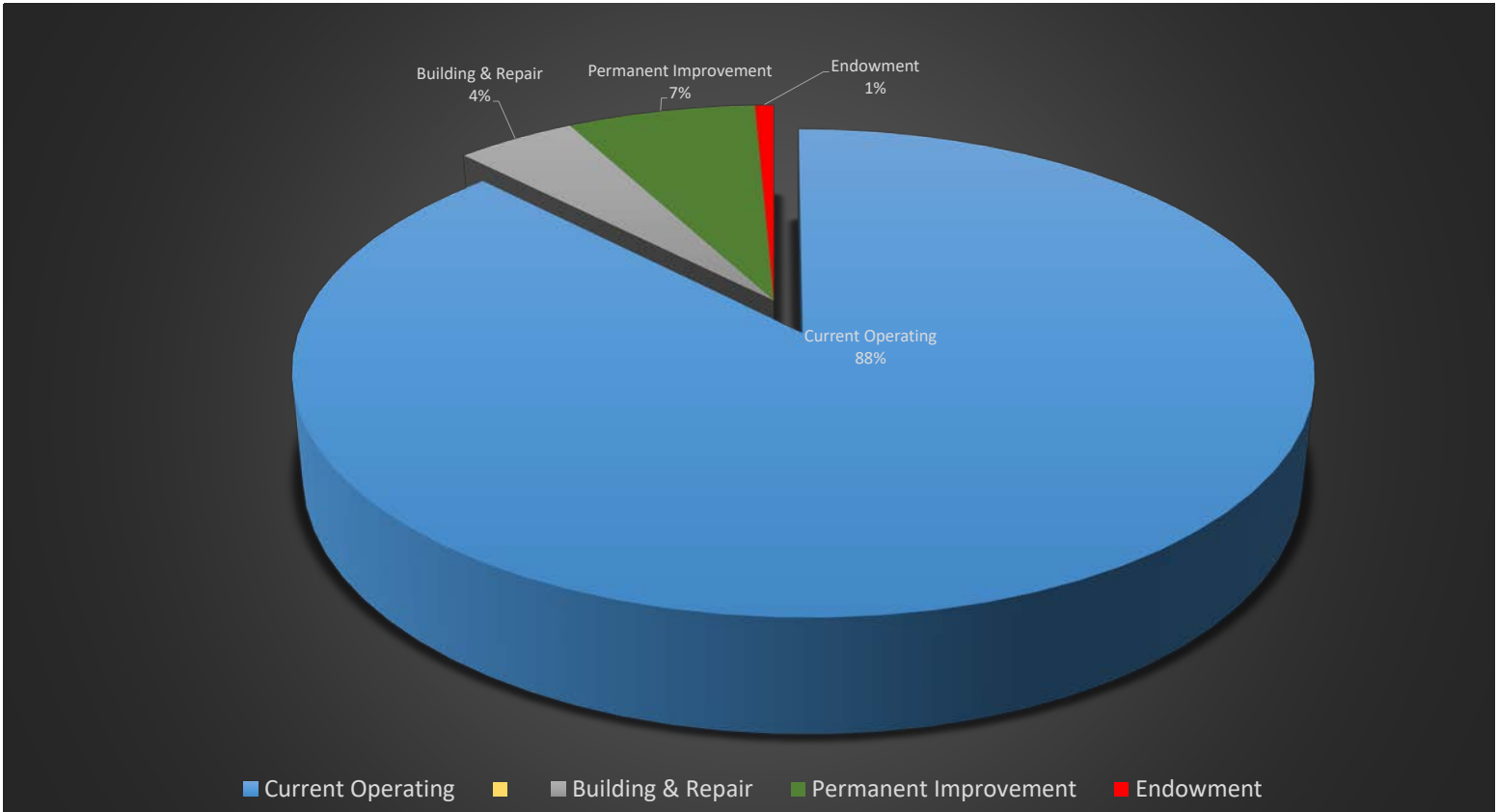
Account	Account Type/Bank	Balance at			Transfers Out/Payments	New Balance at 3/31/2024
		2/29/2024	Dividend/ Interest	Deposits		
Cash for change	Petty Cash (General Fund) *amounts for change/misc small expenses	1,012.50		43.75		1,056.25
Front desk till	Front Desk Cash (General Fund) *amounts in drawers	812.50			(23.75)	788.75
Primary Checking	First Commonwealth * Earns 4.82%	596,099.95	8,862.84	3,540,414.01	(678,671.79)	3,466,705.01
Securities	5/3 (General Fund) *See listing of investment vehicles	11,186,047.18	21,972.28		(500,000.00)	10,708,019.46
CD	First Commonwealth (General Fund) *4.83% Matures 4/10/24	161,310.75	604.56			161,915.31
CD	First Commonwealth (Endowment) *4.83% Matures 4/13/24	77,730.18	291.31			78,021.49
CD	First Commonwealth (Building) *4.83% Matures 4/10/24	402,843.34	1,509.78			404,353.12
Money Market	Star Ohio (General Fund) *Daily - 5.46% as of 3/31/24	1,033,665.20	4,793.06			1,038,458.26
<b>TOTAL</b>		<b>13,459,521.60</b>	<b>38,033.83</b>	<b>3,540,457.76</b>	<b>(1,178,695.54)</b>	<b>15,859,317.65</b>

**Current Balances by Fund: (as of 3/31/2024)**

General - Current Operating	\$13,899,225.83	88%
Special Revenues	\$0.00	0%
Building & Repair	\$716,788.91	5%
Permanent Improvement	\$1,130,622.24	7%
Endowment	\$112,680.67	1%
<b>TOTAL ALL FUNDS</b>	<b>\$15,859,317.65</b>	<b>101%</b>

**Total All Funds by Year:**

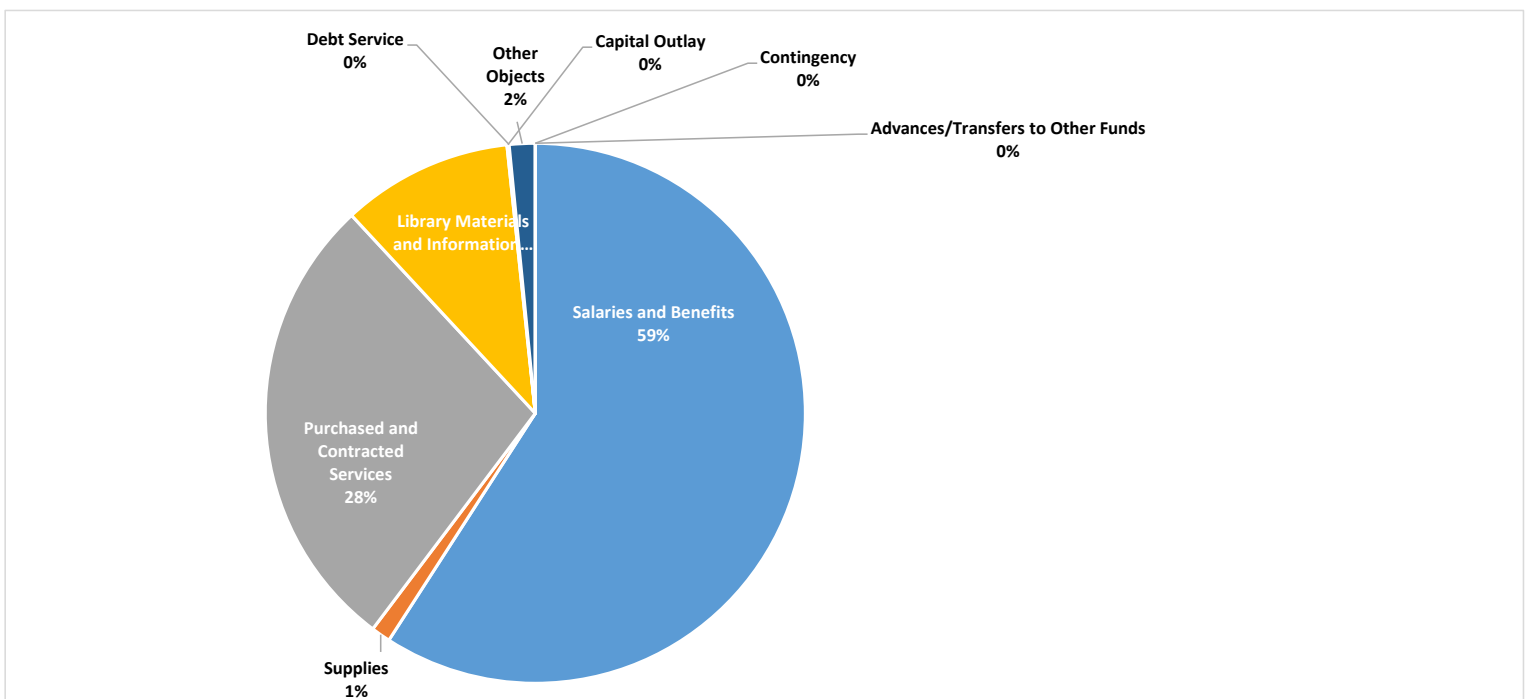
2020	\$ 15,852,765.04
2021	\$ 16,753,191.33
2022	\$ 24,113,018.90
2023	\$ 15,448,594.39
2024	\$ 15,859,317.65





## Delaware County District Library Financial Statement For the Month Ended 3/31/24

	GENERAL	BUILDING AND REPAIR	PERMANENT IMPROVEMENT	ENDOWMENT	TOTAL
<b>Beginning Cash Balance</b>	11,495,645.41	709,569.11	1,141,917.72	112,389.36	13,459,521.60
Revenues:					
Taxes	3,114,720.44				3,114,720.44
Patron Fees	6,224.44				6,224.44
Earnings on Investments	24,332.53	7,219.80	6,190.19	291.31	38,033.83
Miscellaneous Receipts	25.00		-		25.00
Contributions, Gifts, Donations	500.00				500.00
Grants					-
Transfers From Other Funds	-		-		-
<b>Total Revenues</b>	<b>3,145,802.41</b>	<b>7,219.80</b>	<b>6,190.19</b>	<b>291.31</b>	<b>3,159,503.71</b>
Disbursements:					
Salaries and Benefits	438,822.25				438,822.25
Supplies	8,590.09		-		8,590.09
Purchased and Contracted Services	206,431.80		17,485.67		223,917.47
Library Materials and Information	75,914.52		-		75,914.52
Capital Outlay	968.33	-	-		968.33
Debt Service	-		-		-
Other Objects	11,495.00		-		11,495.00
Contingency	-				-
Advances/Transfers to Other Funds	-		-		-
<b>Total Disbursements</b>	<b>742,221.99</b>	<b>-</b>	<b>17,485.67</b>	<b>-</b>	<b>759,707.66</b>
<b>Ending Cash Balances</b>	<b>13,899,225.83</b>	<b>716,788.91</b>	<b>1,130,622.24</b>	<b>112,680.67</b>	<b>15,859,317.65</b>
Encumbrances	<b>1,405,770.79</b>	<b>118,078.00</b>	<b>68,682.19</b>	<b>-</b>	<b>1,592,530.98</b>
<b>Available For Expenditure</b>	<b>12,493,455.04</b>	<b>598,710.91</b>	<b>1,061,940.05</b>	<b>112,680.67</b>	<b>14,266,786.67</b>



Delaware County District Library  
Financial Summary - Actual YTD  
3/31/2024

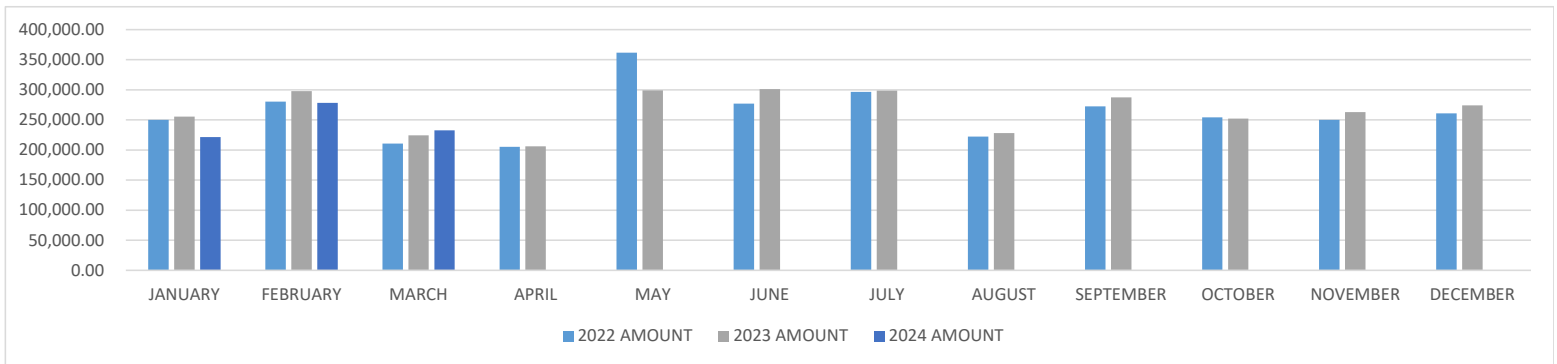
	Budget	January	February	March	Year to Date Rev/Expense	Over/(Under) Budget	YTD %
<b>General Fund</b>							
Revenues							
Public Library Fund	3,072,144.61	221,520.48	278,209.01	232,507.62	732,237.11	(2,339,907.50)	24%
Levy - County Property Tax	6,180,830.98	-	-	2,882,212.82	2,882,212.82	(3,298,618.16)	47%
Other	246,200.00	79,211.33	59,379.62	31,081.97	169,672.92	(76,527.08)	69%
<b>Total Revenues</b>	<b>9,499,175.59</b>	<b>300,731.81</b>	<b>337,588.63</b>	<b>3,145,802.41</b>	<b>3,784,122.85</b>	<b>(5,715,052.74)</b>	<b>40%</b>
Expenditures							
Salaries & Benefits	6,422,929.84	465,002.45	436,771.29	438,822.25	1,340,595.99	(5,082,333.85)	21%
Supplies	227,000.00	9,032.03	6,695.06	8,590.09	24,317.18	(202,682.82)	11%
Purchased and Contracted Services	1,572,700.00	175,384.67	102,210.53	206,431.80	484,027.00	(1,088,673.00)	31%
Materials	1,024,266.00	25,827.96	86,546.10	75,914.52	188,288.58	(835,977.42)	18%
Capital	185,000.00	148.00	-	968.33	1,116.33	(183,883.67)	1%
Debt Service	972,250.00	-	-	-	-	(972,250.00)	0%
Other	28,700.00	6,951.25	270.74	11,495.00	18,716.99	(9,983.01)	65%
Contingency	-	-	-	-	-	-	#DIV/0!
Advances/Transfer to Other Funds	700,000.00	-	-	-	-	(700,000.00)	0%
<b>Total Expenditures</b>	<b>11,132,845.84</b>	<b>682,346.36</b>	<b>632,493.72</b>	<b>742,221.99</b>	<b>2,057,062.07</b>	<b>(9,075,783.77)</b>	<b>18%</b>
<b>Building and Repair (Minor Capital Projects)</b>							
Revenues	16,800.00	-	-	7,219.80	7,219.80	(9,580.20)	
Expenditures	500,000.00	9,000.00	-	-	9,000.00	(491,000.00)	2%
<b>Permanent Improvement Funds</b>							
Revenues	12,000.00	-	-	6,190.19	6,190.19	(5,809.81)	
Expenditures	1,092,750.00	158,235.81	17,585.00	17,485.67	193,306.48	(899,443.52)	18%
<b>Endowment Funds</b>							
Revenues	1,200.00	289.86	310.17	291.31	891.34	(308.66)	74%
Expenditures	-	-	-	-	-	-	#DIV/0!
<b>Total All Funds</b>							
<b>Revenues</b>	<b>9,529,175.59</b>	<b>301,021.67</b>	<b>337,898.80</b>	<b>3,159,503.71</b>	<b>3,798,424.18</b>	<b>(5,730,751.41)</b>	<b>40%</b>
<b>Expenditures</b>	<b>12,725,595.84</b>	<b>849,582.17</b>	<b>650,078.72</b>	<b>759,707.66</b>	<b>2,259,368.55</b>	<b>(10,466,227.29)</b>	<b>18%</b>

Delaware County District Library  
Financial Summary -Projected  
03/31/24

	Budget	January	February	March	April	May	June	July	August	September	October	November	December	Year to Date Rev/Expense	Over/(Under) Budget	YTD %
<b>General Fund</b>																
Revenues																
Public Library Fund	3,072,144.61	221,520.48	278,209.01	232,507.62	175,000.00	272,000.00	280,000.00	289,000.00	215,000.00	275,000.00	248,000.00	252,000.00	265,000.00	3,003,237.11	(68,907.50)	98%
Levy - County Property Tax	6,180,830.98	-	-	2,882,212.82	2,150.00	310,000.00	-	500.00	2,572,100.00	200.00	310,000.00	550.00	-	6,077,712.82	(103,118.16)	98%
Other	246,200.00	79,211.33	59,379.62	31,081.97	48,050.00	28,050.00	38,050.00	28,050.00	28,050.00	30,550.00	38,250.00	28,050.00	31,050.00	467,822.92	221,622.92	190%
<b>Total Revenues</b>	<b>9,499,175.59</b>	<b>300,731.81</b>	<b>337,588.63</b>	<b>3,145,802.41</b>	<b>225,200.00</b>	<b>610,050.00</b>	<b>318,050.00</b>	<b>317,550.00</b>	<b>2,815,150.00</b>	<b>305,750.00</b>	<b>596,250.00</b>	<b>280,600.00</b>	<b>296,050.00</b>	<b>9,548,772.85</b>	<b>49,597.26</b>	<b>101%</b>
Expenditures																
Salaries & Benefits	6,422,929.84	465,002.45	436,771.29	438,822.25	475,876.00	685,995.00	478,096.00	475,876.00	475,876.00	478,096.00	475,876.00	685,945.00	505,806.00	6,078,037.99	(344,891.85)	95%
Supplies	227,000.00	9,032.03	6,695.06	8,590.09	16,750.00	20,750.00	16,750.00	16,250.00	20,250.00	23,500.00	18,600.00	16,600.00	45,500.00	219,267.18	(7,732.82)	97%
Purchased and Contracted Services	1,572,700.00	175,384.67	102,210.53	206,431.80	156,045.55	98,890.00	86,165.00	150,862.55	130,140.00	86,040.00	158,040.00	81,540.00	96,865.00	1,528,615.10	(44,084.90)	97%
Materials	1,024,266.00	25,827.96	86,546.10	75,914.52	120,250.00	101,250.00	75,500.00	74,450.00	84,950.00	73,550.00	95,550.00	68,500.00	65,700.00	947,988.58	(76,277.42)	93%
Capital	185,000.00	148.00	-	968.33	12,000.00	12,000.00	12,000.00	77,000.00	12,000.00	12,000.00	12,000.00	11,750.00	11,000.00	172,866.33	(12,133.67)	93%
Debt Service	972,250.00	-	-	-	-	91,125.00	-	-	-	-	-	881,125.00	-	972,250.00	-	100%
Other	28,700.00	6,951.25	270.74	11,495.00	750.00	750.00	750.00	750.00	1,600.00	1,300.00	1,300.00	800.00	1,300.00	28,016.99	(683.01)	98%
Contingency	-	-	-	-	-	-	-	-	-	-	-	-	-	-	-	#DIV/0!
Advances/Transfer to Other Funds	700,000.00	-	-	-	-	-	-	-	-	-	-	-	700,000.00	700,000.00	-	100%
<b>Total Expenditures</b>	<b>11,132,845.84</b>	<b>682,346.36</b>	<b>632,493.72</b>	<b>742,221.99</b>	<b>781,671.55</b>	<b>1,010,760.00</b>	<b>669,261.00</b>	<b>795,188.55</b>	<b>724,816.00</b>	<b>674,486.00</b>	<b>761,366.00</b>	<b>1,746,260.00</b>	<b>1,426,171.00</b>	<b>10,647,042.17</b>	<b>(485,803.67)</b>	<b>96%</b>
<b>Building and Repair (Minor Capital Projects)</b>																
Revenues	16,800.00	-	-	7,219.80	15,100.00	15,100.00	15,100.00	15,100.00	15,100.00	15,100.00	15,100.00	15,100.00	15,100.00	143,119.80	126,319.80	
Expenditures	500,000.00	9,000.00	-	-	20,000.00	20,000.00	20,000.00	20,000.00	20,000.00	20,000.00	20,000.00	20,000.00	20,000.00	189,000.00	(311,000.00)	38%
<b>Permanent Improvement Funds</b>																
Revenues	12,000.00	-	-	6,190.19	1,000.00	1,000.00	1,000.00	1,000.00	1,000.00	1,000.00	1,000.00	1,000.00	1,000.00	15,190.19	3,190.19	
Expenditures	1,092,750.00	158,235.81	17,585.00	17,485.67	-	-	-	300,000.00	-	-	-	-	-	493,306.48	(599,443.52)	45%
<b>Endowment Funds</b>																
Revenues	1,200.00	289.86	310.17	291.31	250.00	250.00	250.00	250.00	250.00	250.00	250.00	250.00	250.00	3,141.34	1,941.34	262%
Expenditures	-	-	-	-	-	-	-	-	-	-	-	-	-	-	-	#DIV/0!
<b>Total All Funds</b>																
Revenues	9,529,175.59	301,021.67	337,898.80	3,159,503.71	241,550.00	626,400.00	334,400.00	333,900.00	2,831,500.00	322,100.00	612,600.00	296,950.00	312,400.00	9,710,224.18	181,048.59	102%
Expenditures	12,725,595.84	849,582.17	650,078.72	759,707.66	801,671.55	1,030,760.00	689,261.00	1,115,188.55	744,816.00	694,486.00	781,366.00	1,766,260.00	1,446,171.00	11,329,348.65	(1,396,247.19)	89%

**DELAWARE COUNTY DISTRICT LIBRARY  
PUBLIC LIBRARY FUND INCOME - THREE YEAR HISTORY  
AS OF March 31, 2024**

	2022		2023		2024		\$ DIFFERENCE 2023/2024	% CHANGE 2023/2024
	AMOUNT	% OF TOTAL	AMOUNT	% OF TOTAL	AMOUNT	% OF TOTAL		
JANUARY	249,964.13	8%	255,651.09	8%	221,520.48	7%	(34,130.61)	-13%
FEBRUARY	280,524.08	10%	297,757.40	9%	278,209.01	9%	(19,548.39)	-7%
MARCH	210,496.10	8%	224,470.59	7%	232,507.62	8%	8,037.03	4%
APRIL	205,393.69	7%	206,159.35	7%	0.00	0%		0%
MAY	361,526.40	9%	299,211.54	12%	0.00	0%		0%
JUNE	276,943.54	12%	301,152.69	9%	0.00	0%		0%
JULY	296,610.36	11%	298,453.57	10%	0.00	0%		0%
AUGUST	222,356.30	8%	228,255.23	7%	0.00	0%		0%
SEPTEMBER	272,427.27	10%	287,421.61	9%	0.00	0%		0%
OCTOBER	254,402.41	9%	252,336.25	8%	0.00	0%		0%
NOVEMBER	250,049.15	10%	262,746.47	8%	0.00	0%		0%
DECEMBER	260,672.09	10%	274,051.06	9%	0.00	0%		0%
<b>TOTAL</b>	<b>3,141,365.52</b>		<b>3,187,666.85</b>	<b>YTD ACTUAL</b>	<b>732,237.11</b>			
				<b>EOY ESTIMATE</b>	<b>3,072,144.61</b>	<b>ACT 24/EST 24</b>	<b>(2,339,907.50)</b>	<b>-76%</b>



	DELAWARE COUNTY	FRANKLIN COUNTY	TOTAL
JANUARY	221,326.84	193.64	221,520.48
FEBRUARY	277,965.82	243.19	278,209.01
MARCH	232,304.37	203.25	232,507.62
APRIL			-
MAY			-
JUNE			-
JULY			-
AUGUST			-
SEPTEMBER			-
OCTOBER			-
NOVEMBER			-
DECEMBER			-
<b>TOTAL</b>	<b>731,597.03</b>	<b>640.08</b>	<b>732,237.11</b>

Delaware County District Library

Bank Reconciliation

3/31/2024

Bank Statement Amounts:

Petty Cash/Cash Drawers (General Fund)	1,845.00
First Commonwealth	3,518,015.85
5/3 (General Fund)	10,708,019.46
First Commonwealth (General Fund)	161,915.31
First Commonwealth (Endowment)	78,021.49
First Commonwealth (Building)	404,353.12
Star Ohio (General Fund)	1,038,458.26
Total Statement Balances	<u>15,910,628.49</u>

Adjustments (Items not yet reflected on statements):

Outstanding Checks	
052383 SARAH LLOYD	19.06
052448 KNIGHTS OF THE ROSE, INC	700.00
UAN Checks Uncleared	50,591.78
Total Adjustments	<u>51,310.84</u>
Adjust bank balances	<u>15,859,317.65</u>

UAN Fund Balances

1000 General Fund	13,899,225.83
4001 Building & Repair	716,788.91
4002 Permanent Improvement Fund	1,130,622.24
4501 Endowment Fund	112,680.67

Adjustments (Items not yet reflected in General Ledger):

Total UAN Fund Balances	<u>15,859,317.65</u>
-------------------------	----------------------

Out of Balance

-



**Payment Listing**

March 2024

Payment Advice #	Post Date	Transaction Date	Type	Vendor / Payee	Amount	Status
69-2024	02/27/2024	03/01/2024	CH	UNITED HEALTHCARE	\$62,905.67 *	C
69-2024	03/26/2024	03/27/2024	NEG ADJ	UNITED HEALTHCARE	-\$28.00	C
71-2024	03/07/2024	03/04/2024	CH	PAYCOR, INC.	\$3,080.90	C
72-2024	03/05/2024	03/05/2024	CH	AES OHIO	\$407.34	C
73-2024	03/05/2024	03/05/2024	CH	AMERICAN ELECTRIC POWER	\$4,319.27	C
74-2024	03/05/2024	03/05/2024	CH	AMERICAN ELECTRIC POWER	\$3,186.45	C
75-2024	03/05/2024	03/05/2024	CH	AMERICAN ELECTRIC POWER	\$2,603.64	C
76-2024	03/04/2024	03/05/2024	CH	COLUMBIA GAS OF OHIO, INC.	\$747.00	C
77-2024	03/04/2024	03/05/2024	CH	COLUMBIA GAS OF OHIO, INC.	\$957.61	C
78-2024	03/05/2024	03/05/2024	CH	FRONTIER	\$155.51	C
79-2024	03/05/2024	03/05/2024	CH	FRONTIER	\$328.03	C
80-2024	03/05/2024	03/05/2024	CH	FRONTIER	\$214.85	C
81-2024	03/05/2024	03/05/2024	CH	REPUBLIC SERVICES INC	\$91.01	C
82-2024	03/05/2024	03/05/2024	CH	REPUBLIC SERVICES INC	\$60.76	C
83-2024	03/05/2024	03/05/2024	CH	REPUBLIC SERVICES INC	\$175.36	C
84-2024	03/05/2024	03/05/2024	CH	REPUBLIC SERVICES INC	\$61.67	C
85-2024	03/05/2024	03/05/2024	CH	REPUBLIC SERVICES INC	\$83.76	C
86-2024	03/08/2024	03/06/2024	CH	PAYROLL ACCOUNT	\$141,001.87	C
87-2024	03/08/2024	03/06/2024	CH	OHIO DEFERRED COMPENSATION	\$3,773.00	C
88-2024	03/08/2024	03/06/2024	CH	OHIO DEFERRED COMPENSATION	\$75.00	C
89-2024	03/06/2024	03/06/2024	CH	CITY OF DELAWARE	\$263.86	C
90-2024	03/08/2024	03/13/2024	CH	DELAWARE COUNTY REGIONAL SEWER	\$1,071.72	C
91-2024	03/08/2024	03/13/2024	CH	DELAWARE COUNTY REGIONAL SEWER	\$169.65	C
92-2024	03/08/2024	03/13/2024	CH	DELAWARE COUNTY REGIONAL SEWER	\$117.00	C
93-2024	03/19/2024	03/19/2024	CH	US BANK EQUIPMENT FINANCE	\$2,415.08	C
94-2024	03/19/2024	03/19/2024	CH	US BANK EQUIPMENT FINANCE	\$515.16	C
95-2024	03/22/2024	03/20/2024	CH	PAYROLL ACCOUNT	\$148,244.08	C
96-2024	03/22/2024	03/21/2024	CH	OHIO DEFERRED COMPENSATION	\$3,773.00	C
97-2024	03/22/2024	03/21/2024	CH	OHIO DEFERRED COMPENSATION	\$75.00	C
98-2024	03/22/2024	03/22/2024	CH	COLUMBIA GAS OF OHIO, INC.	\$1,098.68	C
99-2024	03/22/2024	03/22/2024	CH	COLUMBIA GAS OF OHIO, INC.	\$191.61	C
100-2024	03/22/2024	03/22/2024	CH	FIRST COMMONWEALTH BANK	\$719.48	C
101-2024	03/22/2024	03/22/2024	CH	FIRST COMMONWEALTH BANK	\$40.05	C
102-2024	03/22/2024	03/22/2024	CH	FIRST COMMONWEALTH BANK	\$688.76	C
103-2024	03/22/2024	03/22/2024	CH	FIRST COMMONWEALTH BANK	\$30.00	C
104-2024	03/22/2024	03/22/2024	CH	FIRST COMMONWEALTH BANK	\$357.24	C
105-2024	03/26/2024	03/26/2024	CH	AMERICAN ELECTRIC POWER	\$316.26	C
106-2024	03/25/2024	03/29/2024	CH	Ohio Public Employees Retirement System	\$78,634.47	C
107-2024	03/29/2024	03/29/2024	CH	FIRST COMMONWEALTH BANK	\$1,621.95	C
108-2024	03/28/2024	03/29/2024	CH	CITY OF DELAWARE	\$274.30	O
109-2024	03/26/2024	03/29/2024	CH	CHARTER COMMUNICATIONS	\$356.25	C
110-2024	03/28/2024	03/29/2024	CH	CHARTER COMMUNICATIONS	\$500.00	C
111-2024	03/19/2024	03/29/2024	CH	VISION SERVICE PLAN - (CT)	\$611.10	C
112-2024	03/26/2024	03/29/2024	CH	UNITED HEALTHCARE	\$60,995.73	C
113-2024	03/04/2024	04/01/2024	CH	FINET	\$26.44	C
114-2024	03/04/2024	04/01/2024	CH	FINET	\$26.29	C

**Payment Listing**

March 2024

Payment Advice #	Post Date	Transaction Date	Type	Vendor / Payee	Amount	Status
115-2024	03/04/2024	04/01/2024	CH	FINET	\$67.98	C
116-2024	03/04/2024	04/01/2024	CH	FINET	\$131.65	C
117-2024	03/04/2024	04/01/2024	CH	FINET	\$63.63	C
118-2024	03/07/2024	04/01/2024	CH	FIRST COMMONWEALTH BANK	\$108.80	C
56171	01/24/2024	01/24/2024	AW	PLA	\$8,522.10 *	C
56171	03/19/2024	03/19/2024	NEG ADJ	PLA	-\$312.30	C
56241	02/12/2024	02/12/2024	AW	DEL CO WATER	\$212.50 *	V
56241	03/13/2024	03/13/2024	AW	DEL CO WATER	-\$212.50	V
56295	03/01/2024	03/01/2024	AW	AMANDA SHETEROM	\$45.90	C
56296	03/01/2024	03/01/2024	AW	APPLIED MECHANICAL SYSTEMS INC	\$5,250.00	C
56297	03/01/2024	03/01/2024	AW	ARTINA PROMOTIONAL PRODUCTS	\$647.18	C
56298	03/01/2024	03/01/2024	AW	Ashley Mensah	\$24.79	C
56299	03/01/2024	03/01/2024	AW	BAISE QUALITY PRINTING	\$2,778.00	C
56300	03/01/2024	03/01/2024	AW	Buckeye Innovation	\$6,700.00	C
56301	03/01/2024	03/01/2024	AW	COLUMBUS DOOR SALES	\$600.00	C
56302	03/01/2024	03/01/2024	AW	GALE	\$211.15	C
56303	03/01/2024	03/01/2024	AW	HANNAH SIMPSON	\$46.24	C
56304	03/01/2024	03/01/2024	AW	HARDWARE EXCHANGE	\$41.44	C
56305	03/01/2024	03/01/2024	AW	HILLYARD OHIO	\$1,532.92	C
56306	03/01/2024	03/01/2024	AW	INGRAM LIBRARY SERVICES	\$22.19	C
56307	03/01/2024	03/01/2024	AW	JAYNA MCDANIEL-BROWNING	\$37.52	O
56308	03/01/2024	03/01/2024	AW	JOSEPH O'ROURKE	\$20.10	C
56309	03/01/2024	03/01/2024	AW	MARION STAR	\$245.00	C
56310	03/01/2024	03/01/2024	AW	ODP BUSINESS SOLUTIONS, LLC	\$771.44	C
56311	03/01/2024	03/01/2024	AW	OHIO LIBRARY COUNCIL	\$11,495.00	C
56312	03/01/2024	03/01/2024	AW	ORKIN	\$229.98	C
56313	03/01/2024	03/01/2024	AW	ORKIN	\$79.50	C
56314	03/01/2024	03/01/2024	AW	PASTPERFECT SOFTWARE, INC	\$995.00	C
56315	03/01/2024	03/01/2024	AW	PERRY PRO TECH	\$432.23	C
56316	03/01/2024	03/01/2024	AW	S.A. COMUNALE CO., INC.	\$260.00	C
56317	03/01/2024	03/01/2024	AW	The Metro Group	\$828.90	C
56318	03/01/2024	03/01/2024	AW	TRITHIUM SOLUTIONS	\$782.79	C
56319	03/08/2024	03/08/2024	AW	AMAZON CAPITAL SERVICES	\$1,030.70	C
56320	03/08/2024	03/08/2024	AW	ARTINA PROMOTIONAL PRODUCTS	\$639.67	C
56321	03/08/2024	03/08/2024	AW	BAKER & TAYLOR BOOKS - 510486	\$16,449.30	C
56322	03/08/2024	03/08/2024	AW	BENCHMARK LANDSCAPE	\$4,293.34	C
56323	03/08/2024	03/08/2024	AW	Buckeye Innovation	\$7,150.00	C
56324	03/08/2024	03/08/2024	AW	Brian Michael Fox	\$50.00	O
56325	03/08/2024	03/08/2024	AW	BRYAN HOWARD	\$153.77	C
56326	03/08/2024	03/08/2024	AW	CENTRAL OHIO SYMPHONY	\$600.00	C
56327	03/08/2024	03/08/2024	AW	D & D COMMERCIAL CLEANING	\$3,200.00	O
56328	03/08/2024	03/08/2024	AW	Delaware Gazette	\$10.00	C
56329	03/08/2024	03/08/2024	AW	DEL CO WATER	\$212.50	C
56330	03/08/2024	03/08/2024	AW	DELHI LANDSCAPING INC	\$2,664.00	C
56331	03/08/2024	03/08/2024	AW	ERICA J. CARLSON	\$700.00	C
56332	03/08/2024	03/08/2024	AW	GALE	\$51.18	C

**Payment Listing**

March 2024

Payment Advice #	Post Date	Transaction Date	Type	Vendor / Payee	Amount	Status
56333	03/08/2024	03/08/2024	AW	HILLYARD OHIO	\$412.72	C
56334	03/08/2024	03/08/2024	AW	John W Daquila III	\$50.00	O
56335	03/08/2024	03/08/2024	AW	JOHNSON PLASTICS PLUS	\$668.46	O
56335	04/04/2024	04/04/2024	AW	JOHNSON PLASTICS PLUS	-\$668.46 *	V
56336	03/08/2024	03/08/2024	AW	JSI Janitorial	\$12,508.00	C
56337	03/08/2024	03/08/2024	AW	KANOPY	\$894.60	C
56338	03/08/2024	03/08/2024	AW	MIDWEST TAPE LLC	\$7,604.94	C
56339	03/08/2024	03/08/2024	AW	NICHE ACADEMY	\$2,490.00	C
56340	03/08/2024	03/08/2024	AW	NICOLE FOWLES	\$314.16	C
56341	03/08/2024	03/08/2024	AW	ODP BUSINESS SOLUTIONS, LLC	\$515.58	C
56342	03/08/2024	03/08/2024	AW	ORKIN	\$250.00	C
56343	03/08/2024	03/08/2024	AW	OVERDRIVE, INC	\$7,611.90	C
56344	03/08/2024	03/08/2024	AW	PLAYAWAY PRODUCTS	\$1,673.90	C
56345	03/08/2024	03/08/2024	AW	Quincy Smith	\$225.00	C
56346	03/08/2024	03/08/2024	AW	SARA ARANGO	\$19.30	C
56347	03/08/2024	03/08/2024	AW	SCHOLASTIC LIBRARY PUBLISHING	\$544.59	C
56348	03/08/2024	03/08/2024	AW	T-MOBILE	\$1,606.50	C
56349	03/08/2024	03/08/2024	AW	T-MOBILE	\$351.68	C
56350	03/08/2024	03/08/2024	AW	TAYLOR DANIEL	\$15.41	C
56351	03/08/2024	03/08/2024	AW	TODAYS BUSINESS SOLUTIONS	\$541.44	C
56352	03/08/2024	03/08/2024	AW	TRITHIUM SOLUTIONS	\$1,795.30	C
56353	03/08/2024	03/08/2024	AW	VILLAGE OF OSTRANDER	\$34.43	C
56354	03/12/2024	03/12/2024	AW	AMAZON CAPITAL SERVICES	\$261.39	C
56355	03/12/2024	03/12/2024	AW	ANGIE GROSSENBACHER	\$34.91	C
56356	03/12/2024	03/12/2024	AW	Ashley Mensah	\$9.11	C
56357	03/12/2024	03/12/2024	AW	BAKER & TAYLOR BOOKS - 510486	\$1,754.50	C
56358	03/12/2024	03/12/2024	AW	Delaware Area Sefety Council	\$60.00	C
56359	03/12/2024	03/12/2024	AW	JULIE MILLER	\$67.00	O
56360	03/12/2024	03/12/2024	AW	KELLEN FREEMAN	\$15.02	C
56361	03/12/2024	03/12/2024	AW	MOLLY MEYERS LABADIE	\$117.62	C
56362	03/12/2024	03/12/2024	AW	OHIO WESLEYAN UNIVERSITY	\$338.50	O
56363	03/12/2024	03/12/2024	AW	ORKIN	\$266.98	C
56364	03/12/2024	03/12/2024	AW	PATRON POINT	\$15,000.00	C
56365	03/12/2024	03/12/2024	AW	TRACI HIGGINS	\$55.07	C
56366	03/12/2024	03/12/2024	AW	Wendi Foos	\$15.01	C
56367	03/14/2024	03/14/2024	AW	MIDWEST TAPE LLC	\$992.93	C
56368	03/20/2024	03/20/2024	AW	BAISE QUALITY PRINTING	\$569.00	C
56369	03/20/2024	03/20/2024	AW	DELAWARE AREA CHAMBER	\$750.00	V
56369	03/27/2024	03/27/2024	AW	DELAWARE AREA CHAMBER	-\$750.00	V
56370	03/20/2024	03/20/2024	AW	FARONICS TECHNOLOGIES USA, INC	\$4,873.52	O
56371	03/20/2024	03/20/2024	AW	RACHEL RAUSCH	\$30.22	C
56372	03/20/2024	03/20/2024	AW	SEDGWICK	\$815.00	C
56373	03/20/2024	03/20/2024	AW	Tilt Amusements	\$200.00	C
56374	03/22/2024	03/22/2024	AW	AMAZON CAPITAL SERVICES	\$1,019.84	C
56375	03/22/2024	03/22/2024	AW	BAKER & TAYLOR BOOKS - 510486	\$22,833.33	C
56376	03/22/2024	03/22/2024	AW	BATTERIES PLUS	\$171.48	C

**Payment Listing**

March 2024

Payment Advice #	Post Date	Transaction Date	Type	Vendor / Payee	Amount	Status
56377	03/22/2024	03/22/2024	AW	BLACKSTONE PUBLISHING	\$464.30	C
56378	03/22/2024	03/22/2024	AW	CENTER POINT	\$265.47	C
56379	03/22/2024	03/22/2024	AW	DISPLAYS 2 GO	\$110.83	C
56380	03/22/2024	03/22/2024	AW	ESA	\$1,463.19	C
56381	03/22/2024	03/22/2024	AW	GALE	\$1,279.00	C
56382	03/22/2024	03/22/2024	AW	HILLYARD OHIO	\$414.30	C
56383	03/22/2024	03/22/2024	AW	INGRAM LIBRARY SERVICES	\$26.99	C
56384	03/22/2024	03/22/2024	AW	JOHNSON PLASTICS PLUS	\$414.20	O
56385	03/22/2024	03/22/2024	AW	LEGACY MAINTENANCE SERVICES	\$1,198.00	C
56386	03/22/2024	03/22/2024	AW	MATRIX	\$424.00	C
56387	03/22/2024	03/22/2024	AW	MAYS CONSULTING AND EVALUATION	\$925.67	C
56388	03/22/2024	03/22/2024	AW	ODP BUSINESS SOLUTIONS, LLC	\$252.36	C
56389	03/22/2024	03/22/2024	AW	ORACLE ELEVATOR	\$188.50	C
56390	03/22/2024	03/22/2024	AW	ORKIN	\$79.50	C
56391	03/22/2024	03/22/2024	AW	PLAYAWAY PRODUCTS	\$1,004.59	C
56392	03/22/2024	03/22/2024	AW	S.A. COMUNALE CO., INC.	\$750.00	C
56393	03/22/2024	03/22/2024	AW	SHERWIN WILLIAMS	\$47.27	C
56394	03/22/2024	03/22/2024	AW	SIGNWAREHOUSE	\$1,707.14	C
56395	03/22/2024	03/22/2024	AW	TODAYS BUSINESS SOLUTIONS	\$1,385.00	C
56396	03/22/2024	03/22/2024	AW	WORLD TRADE PRESS	\$512.89	C
56397	03/29/2024	03/29/2024	AW	DELHI LANDSCAPING INC	\$20,495.00	O
56398	03/29/2024	03/29/2024	AW	Donald Stevens	\$250.00	O
56399	03/29/2024	03/29/2024	AW	HABITEC	\$225.00	O
56400	03/29/2024	03/29/2024	AW	HARDWARE EXCHANGE	\$83.32	O
56401	03/29/2024	03/29/2024	AW	KELLY COCHRAN	\$31.09	O
56402	03/29/2024	03/29/2024	AW	MATRIX	\$428.00	O
56403	03/29/2024	03/29/2024	AW	MEGAN SHOEMAKER	\$12.60	O
56404	03/29/2024	03/29/2024	AW	ODP BUSINESS SOLUTIONS, LLC	\$314.33	O
56405	03/29/2024	03/29/2024	AW	ORKIN	\$97.99	O
56406	03/29/2024	03/29/2024	AW	ORKIN	\$145.99	O
56407	03/29/2024	03/29/2024	AW	PERRY PRO TECH	\$378.95	O
56408	03/29/2024	03/29/2024	AW	SHP	\$16,560.00	O
56409	03/29/2024	03/29/2024	AW	STAPLES	\$1,202.08	O
56410	03/29/2024	03/29/2024	AW	T-MOBILE	\$328.72	O
Total Payments:					\$678,651.79	
Total Conversion Vouchers:					\$0.00	
Total Less Conversion Vouchers:					\$678,651.79	

Type: AM - Accounting Manual Warrant, AW - Accounting Warrant, IM - Investment Manual Warrant, IW - Investment Warrant, PM - Payroll Manual Warrant, PR - Payroll Warrant, RW - Reduction of Receipt Warrant, SW - Skipped Warrant, WH - Withholding Warrant, WM - Withholding Manual, WS - Special Warrant, CH - Electronic Payment Advice, IL - Investment Loss, EP - Payroll EFT Voucher, CV - Payroll Conversion Voucher, SV - Payroll Special Voucher, EW - Withholding Voucher, POS ADJ - Positive Adjustment, NEG ADJ - Negative Adjustment, POS REAL - Positive Reallocation, NEG REAL - Negative Reallocation

Status: O - Outstanding, C - Cleared, V - Voided, B - Batch

\* Asterisked amounts are not included in report totals. These transactions occurred outside the reported date range but are listed for

**Payment Listing**

March 2024

reference.