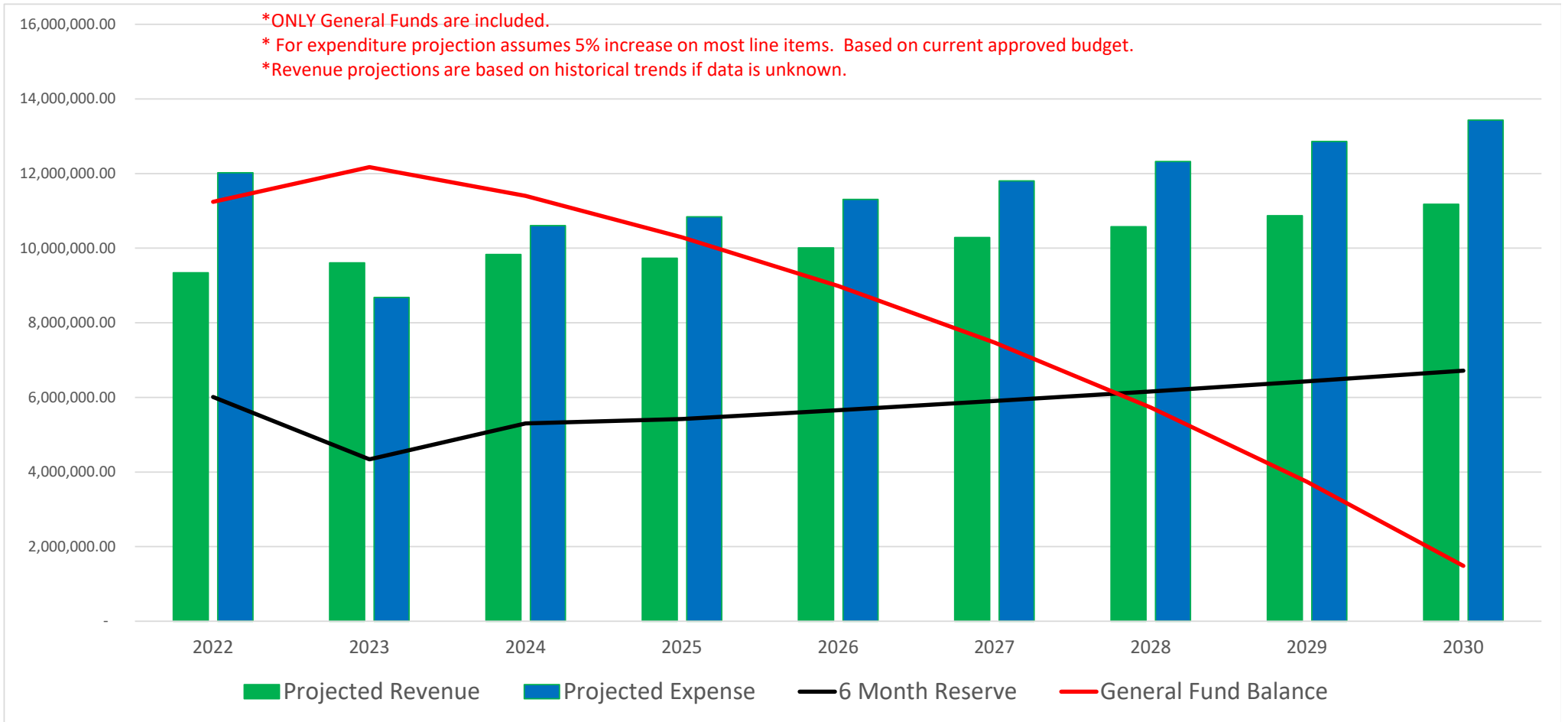


Delaware County District Library
Dashboard
4/30/2024

	2022	2023	2024	2025	2026	2027	2028	2029	2030
Projected Revenue	9,342,151.55	9,608,596.70	9,829,906.74	9,733,293.66	10,005,908.48	10,286,556.40	10,575,481.15	10,872,934.06	11,179,174.33
Projected Expense	12,020,458.33	8,679,294.51	10,602,586.35	10,843,328.18	11,308,777.13	11,804,548.55	12,319,513.53	12,860,001.76	13,432,304.41
6 Month Reserve	6,010,229.17	4,339,647.26	5,301,293.18	5,421,664.09	5,654,388.57	5,902,274.28	6,159,756.77	6,430,000.88	6,716,152.21
General Fund Balance	11,242,862.86	12,172,165.05	11,399,485.44	10,289,450.92	8,986,582.27	7,468,590.12	5,724,557.74	3,737,490.04	1,484,359.96
Net income/(loss)	(2,678,306.78)	929,302.19	(772,679.61)	(1,110,034.52)	(1,302,868.65)	(1,517,992.15)	(1,744,032.38)	(1,987,067.70)	(2,253,130.08)



**Delaware County District Library
Treasurer's Report
4/30/2024**

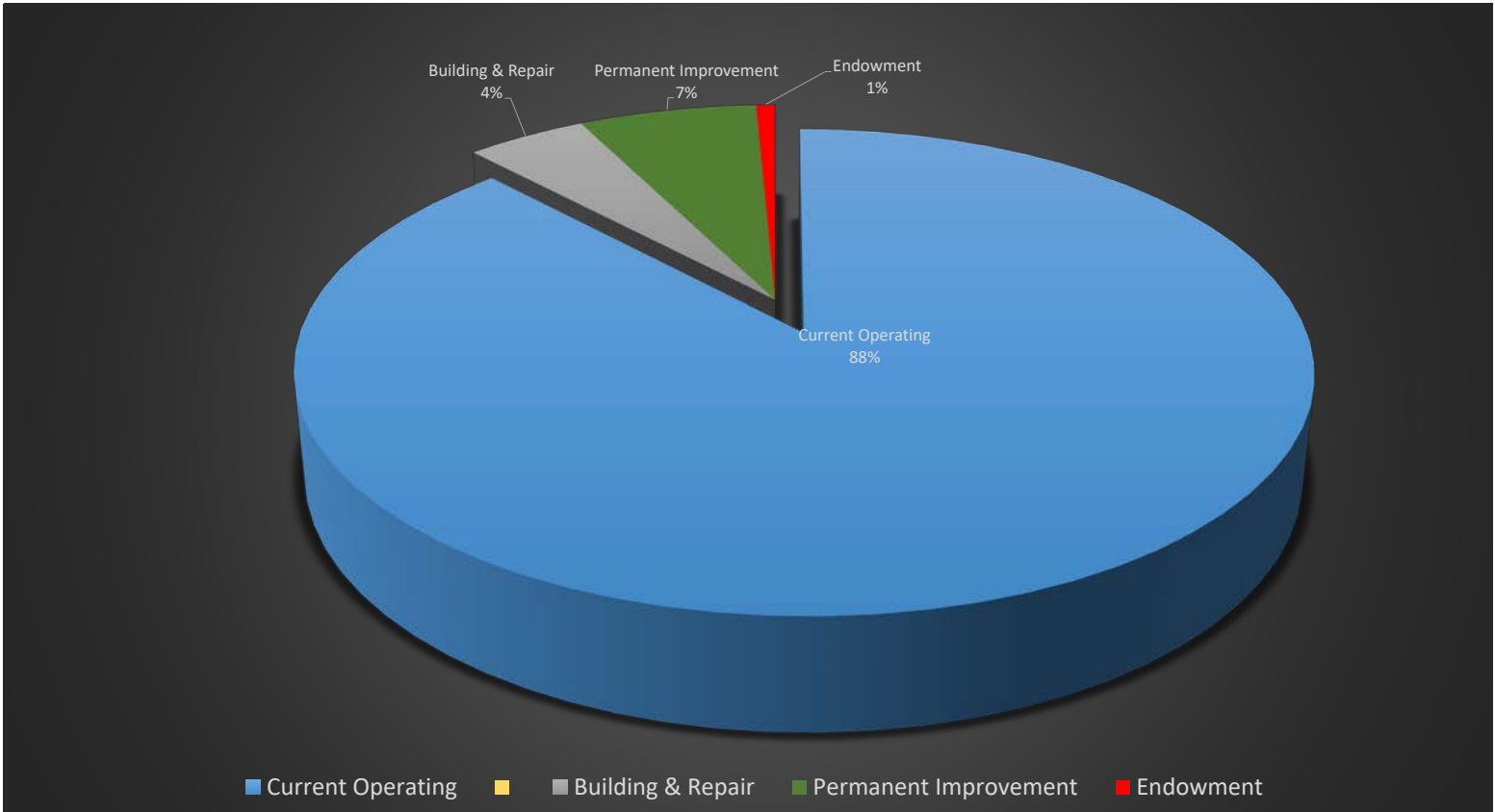
Account	Account Type/Bank	Balance at				New Balance at
		3/31/2024	Dividend/ Interest	Deposits	Transfers Out/Payments	4/30/2024
Cash for change	Petty Cash (General Fund) *amounts for change/misc small expenses	1,056.25			(89.00)	967.25
Front desk till	Front Desk Cash (General Fund) *amounts in drawers	788.75				788.75
Primary Checking	First Commonwealth * Earns 4.82%	3,466,705.01	9,952.43	1,092,577.03	(1,997,690.82)	2,571,543.65
Securities	5/3 (General Fund) *See listing of investment vehicles	10,708,019.46			(4,823.62)	10,703,195.84
CD	First Commonwealth (General Fund) *4.83% Matures 4/10/24	161,915.31	628.43		(162,543.74)	0.00
CD	First Commonwealth (Endowment) *4.83% Matures 4/13/24	78,021.49	302.50			78,323.99
CD	First Commonwealth (Building) *4.83% Matures 4/10/24	404,353.12	1,569.37		(405,922.49)	0.00
Money Market	Star Ohio (General Fund) *Daily - 5.46% as of 3/31/24	1,038,458.26	10,077.11	1,250,000.00		2,298,535.37
TOTAL		15,859,317.65	22,529.84	2,342,577.03	(2,571,069.67)	15,653,354.85

Current Balances by Fund: (as of 4/30/2024)

General - Current Operating	\$13,770,350.17	88%
Special Revenues	\$0.00	0%
Building & Repair	\$713,218.16	5%
Permanent Improvement	\$1,056,803.35	7%
Endowment	\$112,983.17	1%
TOTAL ALL FUNDS	\$15,653,354.85	101%

Total All Funds by Year:

2020	\$ 15,426,117.86
2021	\$ 16,678,300.30
2022	\$ 23,289,454.04
2023	\$ 14,979,531.96
2024	\$ 15,653,354.85





Delaware County District Library Portfolio Management Investment Status Monthly Report 4/30/24

Cusip	Settlement Date	Agency Issuer	Maturity Date	Coupon Rate	Yield to Maturity	Days to Maturity	Par Amount	Price	INITIAL PAYMENT			FIRST COUPON PAYMENT					
									Premium/(Discount)	Accrued Interest	Total	First Coupon Amount	First Coupon Paid On	Net Amount Interest Realized	Unrealized Capital Gains	Next Call Date	Next Coupon Date
Current Holdings																	
Certificates of Deposit																	
88241THS2	8/19/20	TEXAS EXCHANGE BK	6/21/24	0.65%	0.65%	52	\$ 250,000.00	100.00	\$ 250,000.00	\$ -	\$ 250,000.00	\$ 133.56	7/19/20	\$ 133.56	\$ -	5/19/24 (M)	5/19/24 (M)
14042RYP1	11/17/21	CAPITAL ONE NA	11/18/24	0.700%	0.700%	202	\$ 249,000.00	100.00	\$ 249,000.00	\$ -	\$ 249,000.00	\$ 864.34	5/17/22	\$ 864.34	\$ -	N/A	5/17/24 (S)
87165HJ27	11/19/21	SYNCHRONY BK	11/19/24	0.800%	0.800%	203	\$ 249,000.00	100.00	\$ 249,000.00	\$ -	\$ 249,000.00	\$ 654.90	3/19/22	\$ 654.90	\$ -	N/A	9/19/24 (S)
78011KBT4	3/28/24	ROYAL BUSINESS BK	3/28/25	5.000%	5.000%	332	\$ 245,000.00	100.00	\$ 245,000.00	\$ -	\$ 245,000.00	\$ 12,250.00	3/28/25	\$ 12,250.00	\$ -	N/A	3/28/25
254673D86	5/18/22	DISCOVER BK	5/19/25	3.050%	3.050%	384	\$ 246,000.00	100.00	\$ 246,000.00	\$ -	\$ 246,000.00	\$ 3,782.33	11/18/22	\$ 3,782.33	\$ -	N/A	5/18/24 (S)
45778NFY7	3/29/24	INSBANK NASHVILLE	5/28/25	5.000%	5.000%	393	\$ 245,000.00	100.00	\$ 245,000.00	\$ -	\$ 245,000.00	\$ 1,040.41	4/28/24	\$ 1,040.41	\$ -	N/A	5/28/24 (M)
740387TR3	3/22/24	PREFERRED BANK	9/23/25	5.050%	5.050%	419	\$ 245,000.00	100.00	\$ 245,000.00	\$ -	\$ 245,000.00	\$ 1,050.82	4/22/24	\$ 1,050.82	\$ -	N/A	5/22/24 (M)
108622KP5	8/12/20*	BRIDGEWATER BK	8/12/25	0.95%	0.95%	469	\$ 250,000.00	100.00	\$ 250,000.00	\$ -	\$ 250,000.00	\$ 63.70	9/12/20	\$ 63.70	\$ -	5/12/24 (M)	5/12/24 (M)
856283P67	9/22/20	STATE BK INDIA	9/22/25	0.500%	0.500%	510	\$ 249,000.00	100.00	\$ 249,000.00	\$ -	\$ 249,000.00	\$ 617.38	3/22/21	\$ 617.38	\$ -	N/A	9/22/24 (S)
95763PSR3	3/26/24	WESTERN ALLIANCE BK	9/26/25	0.505%	0.505%	514	\$ 245,000.00	100.00	\$ 245,000.00	\$ -	\$ 245,000.00	\$ 6,237.10	9/26/24	\$ 6,237.10	\$ -	N/A	9/26/24 (S)
48128WGV1	1/31/22*	JPMORGAN CHASE	1/30/26	1.500%	1.500%	640	\$ 249,000.00	100.00	\$ 249,000.00	\$ -	\$ 249,000.00	\$ 1,666.94	7/51/22	\$ 1,666.94	\$ -	7/31/24 (S)	7/31/24 (Q)
27002YGM2	3/22/24	EAGLEBANK BETHESDA	3/23/26	4.650%	4.650%	692	\$ 245,000.00	100.00	\$ 245,000.00	\$ -	\$ 245,000.00	\$ 967.58	4/22/24	\$ 967.58	\$ -	N/A	5/22/24 (M)
947547K79	3/25/24	WEBBANK	3/25/26	5.150%	5.150%	694	\$ 245,000.00	100.00	\$ 245,000.00	\$ -	\$ 245,000.00	\$ 1,071.62	4/25/24	\$ 1,071.62	\$ -	6/25/24 (M)	5/25/24 (M)
31958JAD7	3/26/24	FIRST CTZNS BK	3/26/26	4.750%	4.750%	695	\$ 245,000.00	100.00	\$ 245,000.00	\$ -	\$ 245,000.00	\$ 5,866.58	9/26/24	\$ 5,866.58	\$ -	N/A	9/26/24 (S)
61788JLV7	3/28/24	MORGAN STANLEY PRIVATE	3/27/26	5.000%	5.000%	696	\$ 245,000.00	100.00	\$ 245,000.00	\$ -	\$ 245,000.00	\$ 6,141.78	9/27/24	\$ 6,141.78	\$ -	9/27/24 (S)	9/27/24 (S)
6051XBV3	3/29/24	BANK OF AMERICA NA	3/30/26	4.850%	4.850%	699	\$ 245,000.00	100.00	\$ 245,000.00	\$ -	\$ 245,000.00	\$ 5,990.08	9/28/24	\$ 5,990.08	\$ -	N/A	9/28/24 (S)
85642MAJ1	3/27/24	SONATA BK	8/28/26	4.650%	4.650%	787	\$ 245,000.00	100.00	\$ 245,000.00	\$ -	\$ 245,000.00	\$ 967.58	4/27/24	\$ 967.58	\$ -	N/A	5/27/24 (M)
70212YBS0	3/27/24	PARTNERS BK CALIF	9/28/26	4.650%	4.650%	881	\$ 245,000.00	100.00	\$ 245,000.00	\$ -	\$ 245,000.00	\$ 5,743.07	9/27/24	\$ 5,743.07	\$ -	N/A	9/27/24 (S)
32021YFF5	3/22/24	FIRST FED SVGS BK	2/22/27	4.650%	4.650%	1,028	\$ 245,000.00	100.00	\$ 245,000.00	\$ -	\$ 245,000.00	\$ 967.58	4/22/24	\$ 967.58	\$ -	N/A	5/22/24 (M)
919853K23	3/25/24	VALLEY NATL BK	3/25/27	4.600%	4.600%	1,059	\$ 245,000.00	100.00	\$ 245,000.00	\$ -	\$ 245,000.00	\$ 5,681.32	9/25/24	\$ 5,681.32	\$ -	N/A	9/25/24 (S)
30151MAH0	3/27/24	FFB BK FRESNO CALIF	3/29/27	5.100%	5.100%	1,063	\$ 245,000.00	100.00	\$ 245,000.00	\$ -	\$ 245,000.00	\$ 1,061.22	4/27/24	\$ 1,061.22	\$ -	9/27/24 (M)	5/27/24 (M)
73317ACW0	3/27/24	POPULAR BK NEW YORK	3/29/27	4.650%	4.650%	1,063	\$ 245,000.00	100.00	\$ 245,000.00	\$ -	\$ 245,000.00	\$ 2,871.53	9/27/24	\$ 2,871.53	\$ -	N/A	9/27/24 (Q)
91330FAV8	3/22/24	UNITY BANK	9/22/27	4.250%	4.250%	1,240	\$ 245,000.00	100.00	\$ 245,000.00	\$ -	\$ 245,000.00	\$ 884.35	4/22/24	\$ 884.35	\$ -	N/A	5/22/24 (M)
06610RCS6	3/27/24	BANKERS BK	9/27/27	4.350%	4.350%	1,245	\$ 245,000.00	100.00	\$ 245,000.00	\$ -	\$ 245,000.00	\$ 905.16	4/27/24	\$ 905.16	\$ -	N/A	5/27/24 (M)
74160NKY5	4/2/24	PRIME ALLIANCE BK	10/4/27	5.100%	5.100%	1,252	\$ 245,000.00	100.00	\$ 245,000.00	\$ -	\$ 245,000.00	\$ 1,026.99	5/2/24	\$ 1,026.99	\$ -	N/A	5/2/24 (M)
UST																	
91282CJ06	4/23/24	UST	10/15/26	4.625%	4.730%	898	\$ 500,000.00	99.76	\$ 498,789.06	\$ 505.46	\$ 499,294.52	\$ 11,562.50	10/15/2024	\$ 11,057.04	\$ -	N/A	10/15/24 (S)
91282CKA8	4/23/24	UST	2/15/27	4.125%	4.730%	1,021	\$ 735,000.00	98.42	\$ 723,372.07	\$ 5,663.94	\$ 729,036.01	\$ 15,159.38	8/15/2024	\$ 9,495.44	\$ -	N/A	8/15/24 (S)
Munis																	
575294RS4	11/5/20	MASON OH MUN REC	12/1/24	4.00%	0.55%	215	\$ 125,000.00	113.873	\$ 142,341.25	\$ -	\$ 142,341.25	\$ 2,861.11	6/1/21	\$ 2,861.11	\$ -	N/A	6/1/24 (S)
575294RT2	11/5/20	MASON OH MUN REC	12/1/25	4.000%	0.700%	580	\$ 170,000.00	116.4160	\$ 197,907.20	\$ -	\$ 197,907.20	\$ 3,891.11	6/1/21	\$ 3,891.11	\$ -	N/A	6/1/24 (S)
Callable Agencies																	
3134GXRR7	5/10/22	FHLMC	5/10/24	3.000%	3.000%	10	\$ 200,000.00	100.0000	\$ 200,000.00	\$ -	\$ 200,000.00	\$ 2,000.00	11/10/22	\$ 2,000.00	\$ -	N/A	5/10/24 (S)
3135GAQC3	2/25/22	FNMA	5/17/24	0.350%	1.600%	17	\$ 400,000.00	97.275	\$ 389,100.00	\$ 381.11	\$ 389,481.11	\$ 700.00	5/17/22	\$ 318.89	\$ -	5/17/24 (Q)	5/17/24 (S)
3133ELAJ0	8/19/20	FFCB	8/19/24	0.470%	0.470%	111	\$ 500,000.00	100.0000	\$ 500,000.00	\$ -	\$ 500,000.00	\$ 1,175.00	2/19/21	\$ 1,175.00	\$ -	5/9/24	8/19/24 (S)
3133ELAJ0	8/19/20	FFCB	8/19/24	0.470%	0.470%	111	\$ 500,000.00	100.00	\$ 500,000.00	\$ -	\$ 500,000.00	\$ 1,175.00	2/19/21	\$ 1,175.00	\$ -	5/9/24	8/19/24 (S)
3134GWCB7	9/9/20	FHLMC	9/9/25	0.550%	0.550%	497	\$ 250,000.00	100.0000	\$ 250,000.00	\$ -	\$ 250,000.00	\$ 687.50	3/9/21	\$ 687.50	\$ -	7/9/24 (Q)	9/9/24 (S)
3134GWCB7	9/9/20	FHLMC	9/9/25	0.550%	0.550%	497	\$ 250,000.00	100.00	\$ 250,000.00	\$ -	\$ 250,000.00	\$ 687.50	3/9/21	\$ 687.50	\$ -	9/9/24 (Q)	9/9/24 (S)
3130APTV7	11/30/21 ^	FHLB	11/24/26	2.000%	2.000%	938	\$ 250,000.00	100.0000	\$ 250,000.00	\$ 29.17	\$ 250,029.17	\$ 875.00	5/27/22	\$ 845.83	\$ -	5/24/24 (Q)	5/24/24 (S)
3130APTV7	11/30/21 ^	FHLB	11/24/26	2.000%	2.000%	938	\$ 350,000.00	100.0000	\$ 350,000.00	\$ 40.83	\$ 350,040.83	\$ 1,225.00	5/24/22	\$ 1,184.17	\$ -	5/24/24 (Q)	5/24/24 (S)
3130ARYA3	4/17/24	FHLB	5/26/27	4.000%	4.850%	1,121	\$ 300,000.00	97.5700	\$ 292,710.00	\$ 4,700.00	\$ 297,410.00	\$ 6,000.00	5/26/24	\$ 1,300.00	\$ -	5/26/24 (Q)	5/26/24 (S)
Totals							\$10,682,000.00		\$ 10,696,219.58	\$ 11,320.51	\$ 10,707,540.09			\$ -			
Money Market Balance									\$ 6,976.26								
Total Cost Basis									\$ 10,703,195.84								

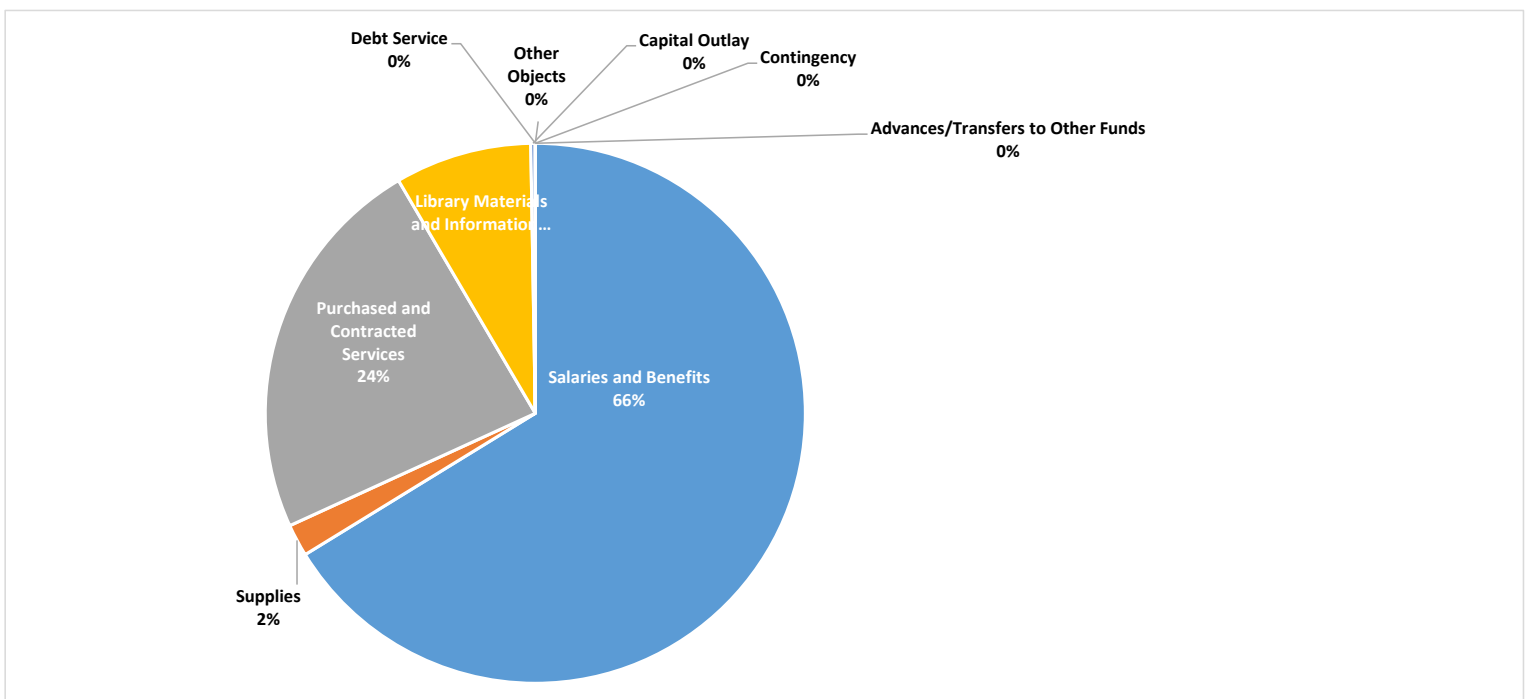
* Coupon R: * Coupon Rate= 0.70% then resets 11/24/23 @ 2.0%
 * Coupon Rate = 1.35% resets 1/31/24 @ 1.50%
 * Coupon Rate = 0.3% then resets annually starting on 8/12/22 @ .65%, .95%, 1.1%

Cusip	Settlement Date	Full or Partial Call?	Agency Issuer	Maturity Date	Coupon Rate	Final Call?	Par Amount	Price	INITIAL PAYMENT			REDEMPTION PAYMENT					
									Premium/(Discount)	Accrued Interest Paid	Total	Par Amount Redeemed	Interest Paid at Redemption	Total Redeemed	Realized Capital Gains	Remaining Principal	CALLED Upon Date
05590AWF7	4/14/20	MATURED	BNW BK NA	4/12/24	1.50%	NA	\$ 248,000.00	100.00	\$ 248,000.00	\$ -	\$ 248,000.00	\$ 248,000.00	\$ 1,844.71	\$ 249,844.71	\$ -	\$ -	N/A
61690WU0	4/16/20	SOLD	MORGAN STANLEY BK	4/16/25	1.50%	NA	\$ 248,000.00	100.00	\$ 248,000.00	\$ -	\$ 248,000.00	\$ 248,000.00	\$ 81.53	\$ 238,533.53	\$ (9,466.47)		4/22/24
3130APWT8	11/30/21 **	SOLD	FHLB	11/25/24	1.625%	NA	\$ 1,000,000.00	100.00	\$ 1,000,000.00	\$ -	\$ 1,000,000.00	\$ 1,000,000.00	\$ 6,680.56	\$ 985,480.56	\$ (14,519.44)		4/22/24
									\$1,496,000.00	\$ 8,606.80	\$ 1,504,606.80						

Brian R. Carter
 Vice President
 Fifth Third Securities, Inc.
 Columbus, Ohio 43215
 614-744-5496

Delaware County District Library Financial Statement For the Month Ended 4/30/24

	GENERAL	BUILDING AND REPAIR	PERMANENT IMPROVEMENT	ENDOWMENT	TOTAL
Beginning Cash Balance	13,899,225.83	716,788.91	1,130,622.24	112,680.67	15,859,317.65
Revenues:					
Taxes	490,674.25				490,674.25
Patron Fees	6,568.07				6,568.07
Earnings on Investments	15,407.80	804.25	1,191.67	302.50	17,706.22
Miscellaneous Receipts	170.95		-		170.95
Contributions, Gifts, Donations	27,300.00				27,300.00
Grants					-
Transfers From Other Funds	-		-		-
Total Revenues	540,121.07	804.25	1,191.67	302.50	542,419.49
Disbursements:					
Salaries and Benefits	443,111.96				443,111.96
Supplies	12,934.57				12,934.57
Purchased and Contracted Services	156,396.12		6,328.37		162,724.49
Library Materials and Information	54,761.51				54,761.51
Capital Outlay	1,792.57	4,375.00	68,682.19		74,849.76
Debt Service	-				-
Other Objects	-				-
Contingency	-				-
Advances/Transfers to Other Funds	-				-
Total Disbursements	668,996.73	4,375.00	75,010.56	-	748,382.29
Ending Cash Balances	13,770,350.17	713,218.16	1,056,803.35	112,983.17	15,653,354.85
Encumbrances	1,411,370.36	113,703.00	1,533.07	-	1,526,606.43
Available For Expenditure	12,358,979.81	599,515.16	1,055,270.28	112,983.17	14,126,748.42



Delaware County District Library
Financial Summary - Actual YTD
4/30/2024

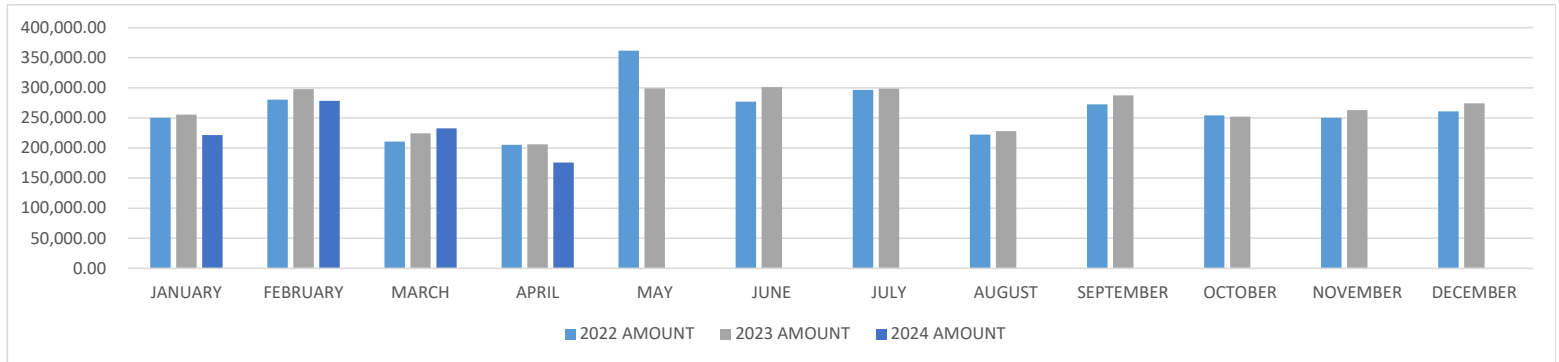
	Budget	January	February	March	April	Year to Date Rev/Expense	Over/(Under) Budget	YTD %
General Fund								
Revenues								
Public Library Fund	3,072,144.61	221,520.48	278,209.01	232,507.62	175,936.75	908,173.86	(2,163,970.75)	30%
Levy - County Property Tax	6,180,830.98	-	-	2,882,212.82	314,737.50	3,196,950.32	(2,983,880.66)	52%
Other	246,200.00	79,211.33	59,379.62	31,081.97	49,446.82	219,119.74	(27,080.26)	89%
Total Revenues	9,499,175.59	300,731.81	337,588.63	3,145,802.41	540,121.07	4,324,243.92	(5,174,931.67)	46%
Expenditures								
Salaries & Benefits	6,422,929.84	465,002.45	436,771.29	438,822.25	443,111.96	1,783,707.95	(4,639,221.89)	28%
Supplies	227,000.00	9,032.03	6,695.06	8,590.09	12,934.57	37,251.75	(189,748.25)	16%
Purchased and Contracted Services	1,572,700.00	175,384.67	102,210.53	206,431.80	156,396.12	640,423.12	(932,276.88)	41%
Materials	1,024,266.00	25,827.96	86,546.10	75,914.52	54,761.51	243,050.09	(781,215.91)	24%
Capital	185,000.00	148.00	-	968.33	1,792.57	2,908.90	(182,091.10)	2%
Debt Service	972,250.00	-	-	-	-	-	(972,250.00)	0%
Other	28,700.00	6,951.25	270.74	11,495.00	-	18,716.99	(9,983.01)	65%
Contingency	-	-	-	-	-	-	-	0%
Advances/Transfer to Other Funds	700,000.00	-	-	-	-	-	(700,000.00)	0%
Total Expenditures	11,132,845.84	682,346.36	632,493.72	742,221.99	668,996.73	2,726,058.80	(8,406,787.04)	24%
Building and Repair (Minor Capital Projects)								
Revenues	16,800.00	-	-	7,219.80	804.25	8,024.05	(8,775.95)	
Expenditures	500,000.00	9,000.00	-	-	4,375.00	13,375.00	(486,625.00)	3%
Permanent Improvement Funds								
Revenues	12,000.00	-	-	6,190.19	1,191.67	7,381.86	(4,618.14)	
Expenditures	1,092,750.00	158,235.81	17,585.00	17,485.67	75,010.56	268,317.04	(824,432.96)	25%
Endowment Funds								
Revenues	1,200.00	289.86	310.17	291.31	302.50	1,193.84	(6.16)	99%
Expenditures	-	-	-	-	-	-	-	#DIV/0!
Total All Funds								
Revenues	9,529,175.59	301,021.67	337,898.80	3,159,503.71	542,419.49	4,340,843.67	(5,188,331.92)	46%
Expenditures	12,725,595.84	849,582.17	650,078.72	759,707.66	748,382.29	3,007,750.84	(9,717,845.00)	24%

Delaware County District Library
Financial Summary -Projected
04/30/24

	Budget	January	February	March	April	May	June	July	August	September	October	November	December	Year to Date Rev/Expense	Over/(Under) Budget	YTD %
General Fund																
Revenues																
Public Library Fund	3,072,144.61	221,520.48	278,209.01	232,507.62	175,936.75	304,000.00	266,000.00	274,000.00	207,000.00	258,000.00	233,000.00	236,000.00	246,000.00	2,932,173.86	(139,970.75)	95%
Levy - County Property Tax	6,180,830.98	-	-	2,882,212.82	314,737.50	-	-	500.00	2,884,312.82	200.00	310,000.00	550.00	-	6,392,513.14	211,682.16	103%
Other	246,200.00	79,211.33	59,379.62	31,081.97	49,446.82	35,050.00	35,050.00	35,150.00	35,050.00	37,550.00	35,150.00	35,050.00	38,050.00	505,219.74	259,019.74	205%
Total Revenues	9,499,175.59	300,731.81	337,588.63	3,145,802.41	540,121.07	339,050.00	301,050.00	309,650.00	3,126,362.82	295,750.00	578,150.00	271,600.00	284,050.00	9,829,906.74	330,731.15	103%
Expenditures																
Salaries & Benefits	6,422,929.84	465,002.45	436,771.29	438,822.25	443,111.96	685,985.00	478,086.00	475,866.00	475,866.00	478,086.00	475,866.00	685,935.00	505,795.00	6,045,192.95	(377,736.89)	94%
Supplies	227,000.00	9,032.03	6,695.06	8,590.09	12,934.57	19,250.00	15,250.00	16,250.00	19,250.00	23,000.00	18,350.00	16,850.00	45,750.00	211,201.75	(15,798.25)	93%
Purchased and Contracted Services	1,572,700.00	175,384.67	102,210.53	206,431.80	156,396.12	94,090.00	90,615.00	150,762.55	129,540.00	85,190.00	165,440.00	81,490.00	87,015.00	1,524,565.67	(48,134.33)	97%
Materials	1,024,266.00	25,827.96	86,546.10	75,914.52	54,761.51	125,700.00	96,550.00	79,000.00	89,500.00	78,800.00	100,100.00	73,700.00	73,050.00	959,450.09	(64,815.91)	94%
Capital	185,000.00	148.00	-	968.33	1,792.57	12,000.00	12,000.00	77,000.00	12,000.00	12,000.00	12,000.00	11,750.00	11,000.00	162,658.90	(22,341.10)	88%
Debt Service	972,250.00	-	-	-	-	91,125.00	-	-	-	-	-	881,125.00	-	972,250.00	-	100%
Other	28,700.00	6,951.25	270.74	11,495.00	-	750.00	750.00	750.00	1,600.00	1,300.00	1,300.00	800.00	1,300.00	27,266.99	(1,433.01)	95%
Contingency	-	-	-	-	-	-	-	-	-	-	-	-	-	-	-	0%
Advances/Transfer to Other Funds	700,000.00	-	-	-	-	-	-	-	-	-	-	-	700,000.00	700,000.00	-	100%
Total Expenditures	11,132,845.84	682,346.36	632,493.72	742,221.99	668,996.73	1,028,900.00	693,251.00	799,628.55	727,756.00	678,376.00	773,056.00	1,751,650.00	1,423,910.00	10,602,586.35	(530,259.49)	95%
Building and Repair (Minor Capital Projects)																
Revenues	16,800.00	-	-	7,219.80	804.25	7,500.00	7,500.00	7,500.00	7,500.00	7,500.00	7,500.00	7,500.00	7,500.00	68,024.05	51,224.05	405%
Expenditures	500,000.00	9,000.00	-	-	4,375.00	20,000.00	20,000.00	20,000.00	20,000.00	20,000.00	20,000.00	20,000.00	20,000.00	173,375.00	(326,625.00)	35%
Permanent Improvement Funds																
Revenues	12,000.00	-	-	6,190.19	1,191.67	2,500.00	2,500.00	2,500.00	2,500.00	2,500.00	2,500.00	2,500.00	2,500.00	27,381.86	15,381.86	228%
Expenditures	1,092,750.00	158,235.81	17,585.00	17,485.67	75,010.56	-	-	300,000.00	-	-	-	-	-	568,317.04	(524,432.96)	52%
Endowment Funds																
Revenues	1,200.00	289.86	310.17	291.31	302.50	300.00	300.00	300.00	300.00	300.00	300.00	300.00	300.00	3,593.84	2,393.84	299%
Expenditures	-	-	-	-	-	-	-	-	-	-	-	-	-	-	-	#DIV/0!
Total All Funds																
Revenues	9,529,175.59	301,021.67	337,898.80	3,159,503.71	542,419.49	349,350.00	311,350.00	319,950.00	3,136,662.82	306,050.00	588,450.00	281,900.00	294,350.00	9,928,906.49	399,730.90	104%
Expenditures	12,725,595.84	849,582.17	650,078.72	759,707.66	748,382.29	1,048,900.00	713,251.00	1,119,628.55	747,756.00	698,376.00	793,056.00	1,771,650.00	1,443,910.00	11,344,278.39	(1,381,317.45)	89%

**DELAWARE COUNTY DISTRICT LIBRARY
PUBLIC LIBRARY FUND INCOME - THREE YEAR HISTORY
As of April 30, 2024**

	2022		2023		2024		\$ DIFFERENCE 2023/2024	% CHANGE 2023/2024
	AMOUNT	% OF TOTAL	AMOUNT	% OF TOTAL	AMOUNT	% OF TOTAL		
JANUARY	249,964.13	8%	255,651.09	8%	221,520.48	7%	(34,130.61)	-13%
FEBRUARY	280,524.08	10%	297,757.40	9%	278,209.01	9%	(19,548.39)	-7%
MARCH	210,496.10	8%	224,470.59	7%	232,507.62	8%	8,037.03	4%
APRIL	205,393.69	7%	206,159.35	7%	175,936.75	6%	(30,222.60)	-15%
MAY	361,526.40	9%	299,211.54	12%	0.00	0%		0%
JUNE	276,943.54	12%	301,152.69	9%	0.00	0%		0%
JULY	296,610.36	11%	298,453.57	10%	0.00	0%		0%
AUGUST	222,356.30	8%	228,255.23	7%	0.00	0%		0%
SEPTEMBER	272,427.27	10%	287,421.61	9%	0.00	0%		0%
OCTOBER	254,402.41	9%	252,336.25	8%	0.00	0%		0%
NOVEMBER	250,049.15	10%	262,746.47	8%	0.00	0%		0%
DECEMBER	260,672.09	10%	274,051.06	9%	0.00	0%		0%
TOTAL	3,141,365.52		3,187,666.85	YTD ACTUAL	908,173.86			
			EOY ESTIMATE		3,072,144.61	ACT 24/EST 24	(2,163,970.75)	-70%



	DELAWARE COUNTY	FRANKLIN COUNTY	TOTAL
JANUARY	221,326.84	193.64	221,520.48
FEBRUARY	277,965.82	243.19	278,209.01
MARCH	232,304.37	203.25	232,507.62
APRIL	175,782.96	153.79	175,936.75
MAY			-
JUNE			-
JULY			-
AUGUST			-
SEPTEMBER			-
OCTOBER			-
NOVEMBER			-
DECEMBER			-
TOTAL	907,379.99	793.87	908,173.86

Delaware County District Library
Bank Reconciliation
4/30/2024

Bank Statement Amounts:

Petty Cash/Cash Drawers (General Fund)	1,756.00
First Commonwealth	2,593,556.39
5/3 (General Fund)	10,703,195.84
First Commonwealth (General Fund)	-
First Commonwealth (Endowment)	78,323.99
First Commonwealth (Building)	-
Star Ohio (General Fund)	2,298,535.37
Total Statement Balances	<u>15,675,367.59</u>

Adjustments (Items not yet reflected on statements):

Outstanding Checks	
052383 SARAH LLOYD	19.06
052448 KNIGHTS OF THE ROSE, INC	700.00
UAN Checks Uncleared	21,293.68
Total Adjustments	<u>22,012.74</u>
Adjust bank balances	<u>15,653,354.85</u>

UAN Fund Balances

1000 General Fund	13,770,350.17
4001 Building & Repair	713,218.16
4002 Permanent Improvement Fund	1,056,803.35
4501 Endowment Fund	112,983.17

Adjustments (Items not yet reflected in General Ledger):

Total UAN Fund Balances	<u>15,653,354.85</u>
-------------------------	----------------------

Out of Balance

-

Payment Listing

April 2024

Payment Advice #	Post Date	Transaction Date	Type	Vendor / Payee	Amount	Status
112-2024	03/26/2024	03/29/2024	CH	UNITED HEALTHCARE	\$60,995.73 *	C
112-2024	04/22/2024	04/22/2024	NEG ADJ	UNITED HEALTHCARE	-\$28.00	C
119-2024	04/03/2024	04/03/2024	CH	AUDITOR OF STATE ACCOUNTS REC	\$1,074.00	C
120-2024	04/04/2024	04/04/2024	CH	JOHNSON PLASTICS PLUS	\$668.46	C
121-2024	04/05/2024	04/05/2024	CH	PAYROLL ACCOUNT	\$144,791.06	C
122-2024	04/05/2024	04/05/2024	CH	OHIO DEFERRED COMPENSATION	\$3,623.00	C
123-2024	04/05/2024	04/05/2024	CH	OHIO DEFERRED COMPENSATION	\$75.00	C
124-2024	04/02/2024	04/05/2024	CH	DEL CO WATER	\$15.60	C
125-2024	04/02/2024	04/05/2024	CH	DEL CO WATER	\$12.00	C
126-2024	04/02/2024	04/05/2024	CH	DEL CO WATER	\$232.50	C
127-2024	04/02/2024	04/05/2024	CH	FRONTIER	\$155.51	C
128-2024	04/02/2024	04/05/2024	CH	AMERICAN ELECTRIC POWER	\$3,181.45	C
129-2024	04/02/2024	04/05/2024	CH	AMERICAN ELECTRIC POWER	\$3,778.51	C
130-2024	04/02/2024	04/05/2024	CH	COLUMBIA GAS OF OHIO, INC.	\$692.24	C
131-2024	04/02/2024	04/05/2024	CH	COLUMBIA GAS OF OHIO, INC.	\$537.88	C
132-2024	04/02/2024	04/05/2024	CH	AES OHIO	\$350.43	C
133-2024	04/05/2024	04/05/2024	CH	REPUBLIC SERVICES INC	\$90.17	C
134-2024	04/05/2024	04/05/2024	CH	REPUBLIC SERVICES INC	\$66.54	C
135-2024	04/05/2024	04/05/2024	CH	REPUBLIC SERVICES INC	\$97.42	C
136-2024	04/05/2024	04/05/2024	CH	REPUBLIC SERVICES INC	\$65.63	C
137-2024	04/05/2024	04/05/2024	CH	REPUBLIC SERVICES INC	\$188.96	C
138-2024	04/05/2024	04/05/2024	CH	US BANK EQUIPMENT FINANCE	\$515.16	C
139-2024	04/08/2024	04/05/2024	CH	AMERICAN ELECTRIC POWER	\$4,561.10	C
140-2024	04/08/2024	04/05/2024	CH	FRONTIER	\$214.30	C
141-2024	04/08/2024	04/05/2024	CH	FRONTIER	\$384.10	C
142-2024	04/16/2024	04/05/2024	CH	DEL CO WATER	\$212.50	C
143-2024	04/01/2024	04/10/2024	CH	FINET	\$29.41	C
144-2024	04/01/2024	04/10/2024	CH	FINET	\$39.12	C
145-2024	04/01/2024	04/10/2024	CH	FINET	\$64.78	C
146-2024	04/01/2024	04/10/2024	CH	FINET	\$139.87	C
147-2024	04/01/2024	04/10/2024	CH	FINET	\$61.00	C
148-2024	04/01/2024	04/10/2024	CH	PAYCOR, INC.	\$3,264.85	C
149-2024	04/19/2024	04/16/2024	CH	PAYROLL ACCOUNT	\$143,610.91	C
150-2024	04/17/2024	04/17/2024	CH	AMERICAN ELECTRIC POWER	\$290.59	C
151-2024	04/17/2024	04/17/2024	CH	CHARTER COMMUNICATIONS	\$356.25	C
152-2024	04/17/2024	04/17/2024	CH	CHARTER COMMUNICATIONS	\$500.00	C
153-2024	04/17/2024	04/17/2024	CH	CHARTER COMMUNICATIONS	\$118.75	C
154-2024	04/17/2024	04/17/2024	CH	CHARTER COMMUNICATIONS	\$16.00	C
155-2024	04/17/2024	04/17/2024	CH	CITY OF DELAWARE	\$274.30	C
156-2024	04/17/2024	04/17/2024	CH	COLUMBIA GAS OF OHIO, INC.	\$938.46	C
156-2024	04/26/2024	04/26/2024	NEG ADJ	COLUMBIA GAS OF OHIO, INC.	-\$560.09	C
157-2024	04/17/2024	04/17/2024	CH	COLUMBIA GAS OF OHIO, INC.	\$143.29	C
158-2024	04/17/2024	04/17/2024	CH	OHIO DEFERRED COMPENSATION	\$3,623.00	C
159-2024	04/17/2024	04/17/2024	CH	OHIO DEFERRED COMPENSATION	\$75.00	C
160-2024	04/23/2024	04/23/2024	CH	US BANK EQUIPMENT FINANCE	\$4,298.27	C
164-2024	04/24/2024	04/26/2024	CH	Ohio Public Employees Retirement System	\$79,132.34	C

Payment Listing

April 2024

Payment Advice #	Post Date	Transaction Date	Type	Vendor / Payee	Amount	Status
165-2024	04/25/2024	04/26/2024	CH	UNITED HEALTHCARE	\$66,150.14	C
166-2024	04/25/2024	04/26/2024	CH	VISION SERVICE PLAN - (CT)	\$643.08	C
166-2024	04/25/2024	04/29/2024	POS ADJ	VISION SERVICE PLAN - (CT)	\$10.66	C
56257	02/12/2024	02/12/2024	AW	Makerstock	\$37.03 *	V
56257	04/09/2024	04/09/2024	AW	Makerstock	-\$37.03	V
56276	02/22/2024	02/22/2024	AW	Bryan Arriola	\$6.30 *	V
56276	04/25/2024	04/25/2024	AW	Bryan Arriola	-\$6.30	V
56335	03/08/2024	03/08/2024	AW	JOHNSON PLASTICS PLUS	\$668.46 *	V
56335	04/04/2024	04/04/2024	AW	JOHNSON PLASTICS PLUS	-\$668.46	V
56411	04/04/2024	04/04/2024	AW	AMAZON CAPITAL SERVICES	\$623.90	C
56412	04/04/2024	04/04/2024	AW	AMERICAN BUTTON MACHINES	\$316.25	C
56413	04/04/2024	04/04/2024	AW	ARTINA PROMOTIONAL PRODUCTS	\$1,368.41	C
56414	04/04/2024	04/04/2024	AW	BAISE QUALITY PRINTING	\$438.00	C
56415	04/04/2024	04/04/2024	AW	BAKER & TAYLOR BOOKS - 510486	\$10,722.15	C
56416	04/04/2024	04/04/2024	AW	BLACKSTONE PUBLISHING	\$108.28	C
56417	04/04/2024	04/04/2024	AW	BRODART COMPANY	\$120.03	C
56418	04/04/2024	04/04/2024	AW	Delaware Gazette	\$11.25	C
56419	04/04/2024	04/04/2024	AW	GALE	\$195.94	C
56420	04/04/2024	04/04/2024	AW	HANNAH SIMPSON	\$87.37	C
56421	04/04/2024	04/04/2024	AW	HAPPY FOX INC	\$2,116.80	C
56422	04/04/2024	04/04/2024	AW	HILLYARD OHIO	\$828.89	C
56423	04/04/2024	04/04/2024	AW	HOMESTRETCH APPAREL	\$1,709.98	C
56424	04/04/2024	04/04/2024	AW	JAVA CONNECTIONS, LLC	\$11,185.00	C
56425	04/04/2024	04/04/2024	AW	JAYNA MCDANIEL-BROWNING	\$20.90	C
56426	04/04/2024	04/04/2024	AW	KANOPY	\$909.90	O
56427	04/04/2024	04/04/2024	AW	LEGACY MAINTENANCE SERVICES	\$10,400.00	C
56428	04/04/2024	04/04/2024	AW	MIDWEST TAPE LLC	\$4,328.73	C
56429	04/04/2024	04/04/2024	AW	MIDWEST TAPE LLC	\$8,135.40	C
56430	04/04/2024	04/04/2024	AW	ORACLE ELEVATOR	\$170.94	C
56431	04/04/2024	04/04/2024	AW	ORKIN	\$93.99	C
56432	04/04/2024	04/04/2024	AW	ORKIN	\$188.99	C
56433	04/04/2024	04/04/2024	AW	OVERDRIVE, INC	\$24.90	C
56434	04/04/2024	04/04/2024	AW	PLAYAWAY PRODUCTS	\$146.10	C
56435	04/04/2024	04/04/2024	AW	S.A. COMUNALE CO., INC.	\$200.00	C
56436	04/04/2024	04/04/2024	AW	SARA ARANGO	\$16.08	C
56437	04/04/2024	04/04/2024	AW	SARAH ROBERTSON	\$3.22	C
56438	04/04/2024	04/04/2024	AW	SUTTON DURFEE	\$18.36	C
56439	04/04/2024	04/04/2024	AW	T-MOBILE	\$1,606.50	C
56440	04/04/2024	04/04/2024	AW	TAYLOR DANIEL	\$59.63	C
56441	04/04/2024	04/04/2024	AW	TRACI HIGGINS	\$72.09	C
56442	04/04/2024	04/04/2024	AW	VILLAGE OF OSTRANDER	\$34.43	C
56443	04/11/2024	04/11/2024	AW	ALICE MACKEY	\$125.29	C
56444	04/11/2024	04/11/2024	AW	AMANDA PLUMBING	\$175.00	C
56445	04/11/2024	04/11/2024	AW	AMANDA SHETEROM	\$58.98	C
56446	04/11/2024	04/11/2024	AW	AMAZON CAPITAL SERVICES	\$76.36	C
56447	04/11/2024	04/11/2024	AW	AMAZON CAPITAL SERVICES	\$955.55	C

Payment Listing

April 2024

Payment Advice #	Post Date	Transaction Date	Type	Vendor / Payee	Amount	Status
56448	04/11/2024	04/11/2024	AW	APPLIED MECHANICAL SYSTEMS INC	\$1,846.00	C
56449	04/11/2024	04/11/2024	AW	ARTINA PROMOTIONAL PRODUCTS	\$4,770.40	C
56450	04/11/2024	04/11/2024	AW	BRICKER GRAYDON LLP	\$5,675.00	C
56451	04/11/2024	04/11/2024	AW	BRYAN HOWARD	\$301.68	C
56452	04/11/2024	04/11/2024	AW	CENTRAL LIBRARY CONSORTIUM	\$63,719.37	C
56453	04/11/2024	04/11/2024	AW	ESA	\$50.45	C
56454	04/11/2024	04/11/2024	AW	GALE	\$287.12	C
56455	04/11/2024	04/11/2024	AW	HANNAH SIMPSON	\$142.49	O
56456	04/11/2024	04/11/2024	AW	HILLARY SCHOLZ	\$189.89	O
56457	04/11/2024	04/11/2024	AW	JOSEPH O'ROURKE	\$55.48	C
56458	04/11/2024	04/11/2024	AW	JSI Janitorial	\$12,508.00	C
56459	04/11/2024	04/11/2024	AW	JULIE MILLER	\$12.19	C
56460	04/11/2024	04/11/2024	AW	KATHERINE HUGHES	\$12.60	C
56461	04/11/2024	04/11/2024	AW	MEGAN SHOEMAKER	\$170.82	C
56462	04/11/2024	04/11/2024	AW	NICOLE FOWLES	\$79.19	C
56463	04/11/2024	04/11/2024	AW	PLAYAWAY PRODUCTS	\$605.32	C
56464	04/11/2024	04/11/2024	AW	RACHEL RAUSCH	\$110.87	C
56465	04/11/2024	04/11/2024	AW	SARAH ROBERTSON	\$134.48	C
56466	04/11/2024	04/11/2024	AW	SHP	\$653.37	C
56467	04/12/2024	04/12/2024	AW	AMAZON CAPITAL SERVICES	\$103.96	C
56468	04/12/2024	04/12/2024	AW	CDW-G	\$975.06	C
56469	04/12/2024	04/12/2024	AW	BLACKSTONE PUBLISHING	\$7.95	C
56470	04/12/2024	04/12/2024	AW	D & D COMMERCIAL CLEANING	\$3,200.00	C
56471	04/12/2024	04/12/2024	AW	HILLYARD OHIO	\$431.56	C
56472	04/12/2024	04/12/2024	AW	IN AND OUT PAINTING PLUS, LLC	\$4,375.00	C
56473	04/12/2024	04/12/2024	AW	PATRICK ANSLEY	\$35.78	C
56474	04/12/2024	04/12/2024	AW	TRITHIUM SOLUTIONS	\$1,803.40	C
56475	04/12/2024	04/12/2024	AW	T-MOBILE	\$328.72	C
56476	04/12/2024	04/12/2024	AW	T-MOBILE	\$351.68	C
56477	04/12/2024	04/12/2024	AW	ODP BUSINESS SOLUTIONS, LLC	\$428.75	C
56478	04/12/2024	04/12/2024	AW	ORKIN	\$79.50	C
56479	04/16/2024	04/16/2024	AW	AMAZON CAPITAL SERVICES	\$165.92	C
56480	04/16/2024	04/16/2024	AW	ESA	\$102.90	C
56481	04/16/2024	04/16/2024	AW	JAYNA MCDANIEL-BROWNING	\$122.95	C
56482	04/16/2024	04/16/2024	AW	Joelle Pillar	\$67.09	O
56483	04/16/2024	04/16/2024	AW	KADRA-AYAN AHMED	\$154.26	C
56484	04/16/2024	04/16/2024	AW	Kaie Russo	\$27.58	C
56485	04/16/2024	04/16/2024	AW	KALEB KRAMER	\$122.85	C
56486	04/16/2024	04/16/2024	AW	KATHERINE HUGHES	\$36.06	C
56487	04/16/2024	04/16/2024	AW	MELISSA DOUGHERTY	\$73.29	O
56488	04/16/2024	04/16/2024	AW	PLAYAWAY PRODUCTS	\$67.49	O
56489	04/16/2024	04/16/2024	AW	Wendi Foos	\$12.33	C
56490	04/16/2024	04/16/2024	AW	MARKER CONSTRUCTION	\$68,682.19	C
56491	04/17/2024	04/17/2024	AW	FIRST COMMONWEALTH BANK	\$908.98	C
56492	04/17/2024	04/17/2024	AW	FIRST COMMONWEALTH BANK	\$312.64	C
56493	04/17/2024	04/17/2024	AW	FIRST COMMONWEALTH BANK	\$292.97	C

Payment Listing

April 2024

Payment Advice #	Post Date	Transaction Date	Type	Vendor / Payee	Amount	Status
56494	04/17/2024	04/17/2024	AW	FIRST COMMONWEALTH BANK	\$849.93	C
56495	04/17/2024	04/17/2024	AW	FIRST COMMONWEALTH BANK	\$561.55	C
56496	04/17/2024	04/17/2024	AW	FIRST COMMONWEALTH BANK	\$3,881.40	C
56497	04/23/2024	04/23/2024	AW	AMANDA PLUMBING	\$15.97	O
56498	04/23/2024	04/23/2024	AW	AMAZON CAPITAL SERVICES	\$950.69	O
56499	04/23/2024	04/23/2024	AW	AMAZON CAPITAL SERVICES	\$160.09	C
56500	04/23/2024	04/23/2024	AW	ANGIE GROSSENBACHER	\$30.49	C
56501	04/23/2024	04/23/2024	AW	Ashley Mensah	\$67.38	C
56502	04/23/2024	04/23/2024	AW	BAKER & TAYLOR BOOKS - 510486	\$18,243.52	C
56503	04/23/2024	04/23/2024	AW	CDW-G	\$133.26	C
56504	04/23/2024	04/23/2024	AW	CHRIS THOMPSON	\$88.69	C
56505	04/23/2024	04/23/2024	AW	Claire Ehmann	\$71.16	O
56506	04/23/2024	04/23/2024	AW	GALE	\$607.84	C
56507	04/23/2024	04/23/2024	AW	COLUMBUS DISPATCH	\$425.80	O
56508	04/23/2024	04/23/2024	AW	JOHNSON PLASTICS PLUS	\$16.49	C
56509	04/23/2024	04/23/2024	AW	JOSEPH O'ROURKE	\$96.82	O
56510	04/23/2024	04/23/2024	AW	LEGACY MAINTENANCE SERVICES	\$1,100.00	C
56511	04/23/2024	04/23/2024	AW	MATRIX	\$432.00	C
56512	04/23/2024	04/23/2024	AW	MIDWEST TAPE LLC	\$822.01	O
56513	04/23/2024	04/23/2024	AW	MOLLY MEYERS LABADIE	\$86.47	O
56514	04/23/2024	04/23/2024	AW	NICOLE FOWLES	\$144.70	C
56515	04/23/2024	04/23/2024	AW	ODP BUSINESS SOLUTIONS, LLC	\$197.46	C
56516	04/23/2024	04/23/2024	AW	ORKIN	\$145.99	C
56517	04/23/2024	04/23/2024	AW	PERRY PRO TECH	\$911.85	C
56518	04/23/2024	04/23/2024	AW	ROBBIE APT	\$11.79	C
56519	04/25/2024	04/25/2024	AW	Bryan Arriola	\$6.30	O
56520	04/26/2024	04/26/2024	AW	OneAmerica Financial Partners, Inc	\$973.77	O
56521	04/29/2024	04/29/2024	AW	ALLEGION ACCESS TECH LLC	\$369.09	O
56522	04/29/2024	04/29/2024	AW	AMAZON CAPITAL SERVICES	\$119.92	O
56523	04/29/2024	04/29/2024	AW	BAISE QUALITY PRINTING	\$6,732.10	O
56524	04/29/2024	04/29/2024	AW	DELHI LANDSCAPING INC	\$140.00	O
56525	04/29/2024	04/29/2024	AW	DIVISION 8 GLASS LLC	\$2,285.92	O
56526	04/29/2024	04/29/2024	AW	ESA	\$114.89	O
56527	04/29/2024	04/29/2024	AW	HABITEC	\$804.93	O
56528	04/29/2024	04/29/2024	AW	HILLYARD OHIO	\$1,256.88	O
56529	04/29/2024	04/29/2024	AW	MACKENZIE DYLL	\$49.98	C
56530	04/29/2024	04/29/2024	AW	ORKIN	\$97.99	O
56531	04/29/2024	04/29/2024	AW	QUILT BEGINNINGS	\$158.82	O
56532	04/29/2024	04/29/2024	AW	S.A. COMUNALE CO., INC.	\$275.00	O
56533	04/29/2024	04/29/2024	AW	TODAYS BUSINESS SOLUTIONS	\$3,939.00	O
Total Payments:					\$747,690.82	
Total Conversion Vouchers:					\$0.00	
Total Less Conversion Vouchers:					\$747,690.82	

Payment Listing

April 2024

Payroll Manual Warrant, PR - Payroll Warrant, RW - Reduction of Receipt Warrant, SW - Skipped Warrant, WH - Withholding Warrant, WM - Withholding Manual, WS - Special Warrant, CH - Electronic Payment Advice, IL - Investment Loss, EP - Payroll EFT Voucher, CV - Payroll Conversion Voucher, SV - Payroll Special Voucher, EW - Withholding Voucher, POS ADJ - Positive Adjustment, NEG ADJ - Negative Adjustment, POS REAL - Positive Reallocation, NEG REAL - Negative Reallocation

Status: O - Outstanding, C - Cleared, V - Voided, B - Batch

* Asterisked amounts are not included in report totals. These transactions occurred outside the reported date range but are listed for reference.