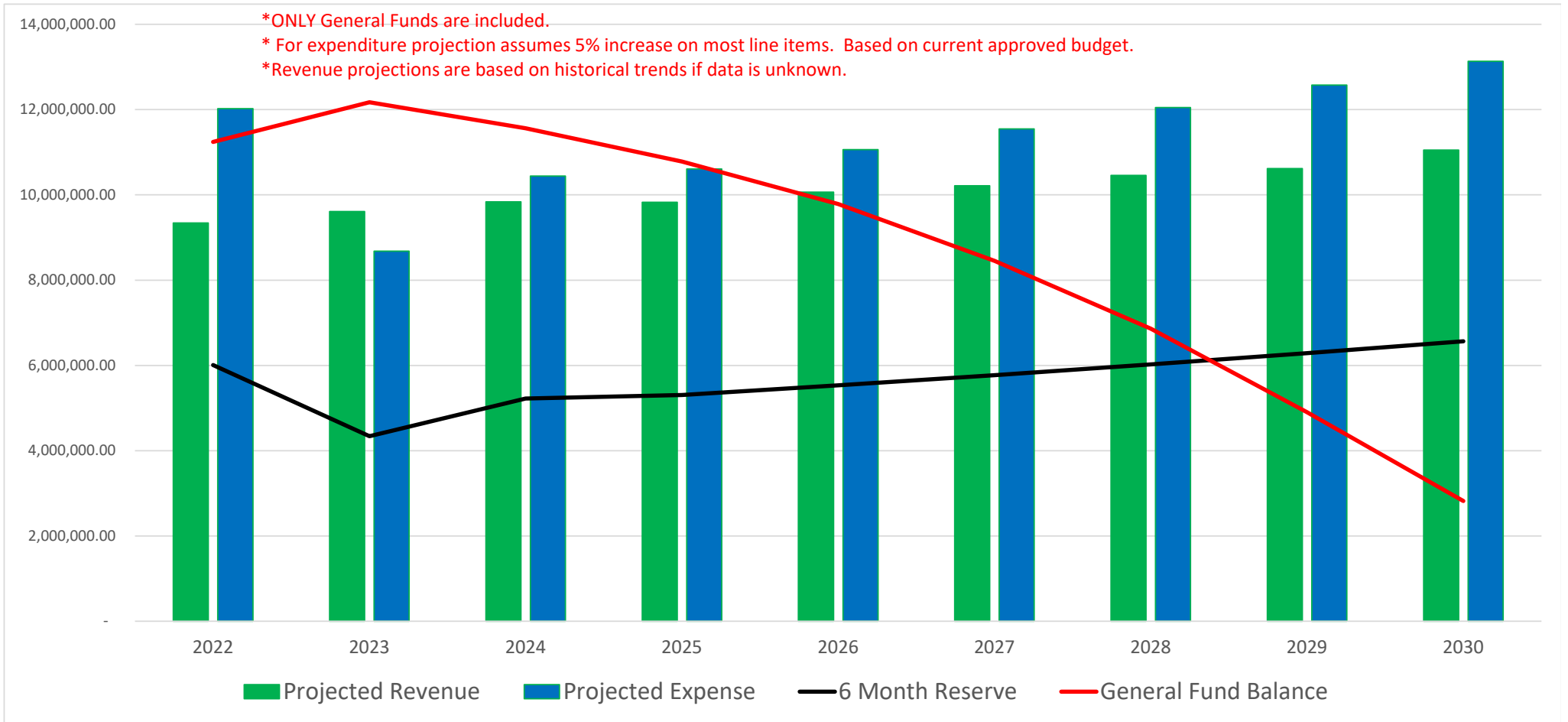


Delaware County District Library
Dashboard
5/31/2024

	2022	2023	2024	2025	2026	2027	2028	2029	2030
Projected Revenue	9,342,151.55	9,608,596.70	9,834,555.22	9,826,232.53	10,064,975.68	10,211,614.48	10,456,387.79	10,614,541.89	11,051,330.74
Projected Expense	12,020,458.33	8,679,294.51	10,443,523.31	10,608,061.98	11,061,747.62	11,545,167.52	12,047,163.45	12,574,034.17	13,132,038.41
6 Month Reserve	6,010,229.17	4,339,647.26	5,221,761.66	5,304,030.99	5,530,873.81	5,772,583.76	6,023,581.73	6,287,017.09	6,566,019.21
General Fund Balance	11,242,862.86	12,172,165.05	11,563,196.96	10,781,367.51	9,784,595.57	8,451,042.53	6,860,266.87	4,900,774.59	2,820,066.92
Net income/(loss)	(2,678,306.78)	929,302.19	(608,968.09)	(781,829.45)	(996,771.94)	(1,333,553.04)	(1,590,775.66)	(1,959,492.28)	(2,080,707.67)



**Delaware County District Library
Treasurer's Report
5/31/2024**

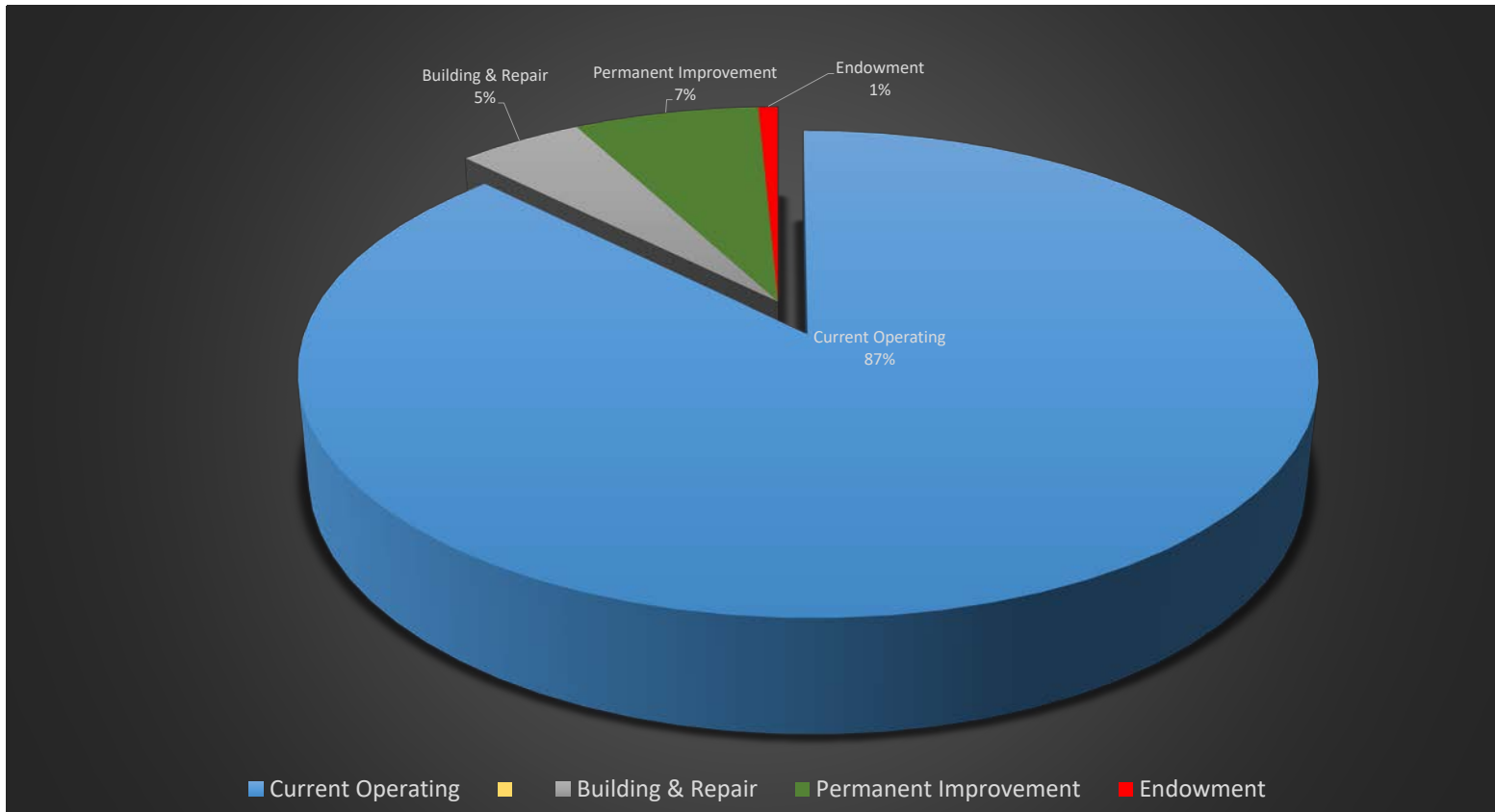
Account	Account Type/Bank	Balance at			Transfers Out/Payments	New Balance at 5/31/2024
		4/30/2024	Dividend/ Interest	Deposits		
Cash for change	Petty Cash (General Fund) *amounts for change/misc small expenses	967.25				967.25
Front desk till	Front Desk Cash (General Fund) *amounts in drawers	788.75				788.75
Primary Checking	First Commonwealth * Earns 4.82%	2,571,543.65	9,473.84	273,924.77	(919,212.04)	1,935,730.22
Securities	5/3 (General Fund) *See listing of investment vehicles	10,703,195.84	42,482.07			10,745,677.91
CD	First Commonwealth (General Fund) *4.83% Matures 4/10/24	0.00				0.00
CD	First Commonwealth (Endowment) *4.83% Matures 4/13/24	78,323.99	291.62			78,615.61
CD	First Commonwealth (Building) *4.83% Matures 4/10/24	0.00				0.00
Money Market	Star Ohio (General Fund) *Daily - 5.44% as of 5/31/24	2,298,535.37	10,624.47			2,309,159.84
TOTAL		15,653,354.85	62,872.00	273,924.77	(919,212.04)	15,070,939.58

Current Balances by Fund: (as of 5/31/2024)

General - Current Operating	\$13,185,473.54	87%
Special Revenues	\$0.00	0%
Building & Repair	\$715,324.06	5%
Permanent Improvement	\$1,056,867.19	7%
Endowment	\$113,274.79	1%
TOTAL ALL FUNDS	\$15,070,939.58	100%

Total All Funds by Year:

2020	\$ 15,489,749.17
2021	\$ 16,006,425.92
2022	\$ 22,205,957.73
2023	\$ 14,875,858.15
2024	\$ 15,070,939.58





**Delaware County District Library
Portfolio Management
Investment Status Monthly Report
5/31/24**

INITIAL PAYMENT FIRST COUPON PAYMENT

Cusip	Settlement Date	Agency Issuer	Maturity Date	Coupon Rate	Yield to Maturity	Days to Maturity	Par Amount	Price	Premium/ (Discount)	Accrued Interest	Total	First Coupon Amount	First Coupon Paid On	Net Amount Interest Realized	Unrealized Capital Gains	Next Call Date	Next Coupon Date
Current Holdings																	
Certificates of Deposit																	
88241THS2	6/19/20	TEXAS EXCHANGE BK	6/21/24	0.65%	0.65%	21	\$ 250,000.00	100.00	\$ 250,000.00	\$ -	\$ 250,000.00	\$ 133.56	7/19/20	\$ 133.56	\$ -	6/19/24 (M)	6/19/24 (M)
14042RPY1	11/17/21	CAPITAL ONE NA	11/18/24	0.700%	0.700%	171	\$ 249,000.00	100.00	\$ 249,000.00	\$ -	\$ 249,000.00	\$ 864.34	5/17/22	\$ 864.34	\$ -	N/A	11/17/24 (S)
87165HJ27	11/19/21	SYNCHRONY BK	11/19/24	0.800%	0.800%	172	\$ 249,000.00	100.00	\$ 249,000.00	\$ -	\$ 249,000.00	\$ 654.90	3/19/22	\$ 654.90	\$ -	N/A	9/19/24 (S)
78011KBT4	3/28/24	ROYAL BUSINESS BK	3/28/25	5.000%	5.000%	301	\$ 245,000.00	100.00	\$ 245,000.00	\$ -	\$ 245,000.00	\$ 12,250.00	3/28/25	\$ 12,250.00	\$ -	N/A	3/28/25
254673D86	5/18/22	DISCOVER BK	5/19/25	3.050%	3.050%	353	\$ 246,000.00	100.00	\$ 246,000.00	\$ -	\$ 246,000.00	\$ 3,782.33	11/18/22	\$ 3,782.33	\$ -	N/A	11/18/24 (S)
45776NFY7	3/28/24	INSBANK NASHVILLE	5/28/25	5.000%	5.000%	362	\$ 245,000.00	100.00	\$ 245,000.00	\$ -	\$ 245,000.00	\$ 1,040.41	4/28/24	\$ 1,040.41	\$ -	N/A	6/28/24 (M)
740367TK3	3/22/24	PREFERRED BANK	6/23/25	5.050%	5.050%	388	\$ 245,000.00	100.00	\$ 245,000.00	\$ -	\$ 245,000.00	\$ 1,050.82	4/22/24	\$ 1,050.82	\$ -	N/A	6/22/24 (M)
108622KP5	8/12/20*	BRIDGEWATER BK	8/12/25	0.95%	0.95%	438	\$ 250,000.00	100.00	\$ 250,000.00	\$ -	\$ 250,000.00	\$ 63.70	9/12/20	\$ 63.70	\$ -	6/12/24 (M)	6/12/24 (M)
856283P67	9/22/20	STATE BK INDIA	9/22/25	0.500%	0.500%	479	\$ 249,000.00	100.00	\$ 249,000.00	\$ -	\$ 249,000.00	\$ 617.38	3/22/21	\$ 617.38	\$ -	N/A	9/22/24 (S)
95763PSR3	3/26/24	WESTERN ALLIANCE BK	9/26/25	5.050%	5.050%	483	\$ 245,000.00	100.00	\$ 245,000.00	\$ -	\$ 245,000.00	\$ 6,237.10	9/26/24	\$ 6,237.10	\$ -	N/A	9/26/24 (S)
48128WGV1	1/31/22 *	JPMORGAN CHASE	1/30/26	1.500%	1.500%	609	\$ 249,000.00	100.00	\$ 249,000.00	\$ -	\$ 249,000.00	\$ 1,666.94	7/31/22	\$ 1,666.94	\$ -	7/31/24 (S)	7/31/24 (Q)
27002YGM2	3/22/24	EAGLEBANK BETHESDA	3/23/26	4.650%	4.650%	661	\$ 245,000.00	100.00	\$ 245,000.00	\$ -	\$ 245,000.00	\$ 967.58	4/22/24	\$ 967.58	\$ -	N/A	6/22/24 (M)
947547K79	3/25/24	WEBBANK	3/25/26	5.150%	5.150%	663	\$ 245,000.00	100.00	\$ 245,000.00	\$ -	\$ 245,000.00	\$ 1,071.62	4/25/24	\$ 1,071.62	\$ -	6/25/24 (M)	6/25/24 (M)
31958JAD7	3/26/24	FIRST CTZNS BK	3/26/26	4.750%	4.750%	664	\$ 245,000.00	100.00	\$ 245,000.00	\$ -	\$ 245,000.00	\$ 866.58	9/26/24	\$ 866.58	\$ -	N/A	9/26/24 (S)
61768LUV7	3/28/24	MORGAN STANLEY PRIVATE	3/27/26	5.000%	5.000%	665	\$ 245,000.00	100.00	\$ 245,000.00	\$ -	\$ 245,000.00	\$ 6,141.78	9/27/24	\$ 6,141.78	\$ -	9/27/24 (S)	9/27/24 (S)
06051XBV3	3/28/24	BANK OF AMERICA NA	3/30/26	4.850%	4.850%	668	\$ 245,000.00	100.00	\$ 245,000.00	\$ -	\$ 245,000.00	\$ 5,990.08	9/28/24	\$ 5,990.08	\$ -	N/A	9/28/24 (S)
33847GHG0	5/23/24	FLAGSTAR BK NA	5/22/26	5.000%	5.000%	721	\$ 245,000.00	100.00	\$ 245,000.00	\$ -	\$ 245,000.00	\$ 6,175.34	11/23/24	\$ 6,175.34	\$ -	N/A	11/23/24 (S)
05890QBP8	5/23/24	BANC OF CALIF LA	5/26/26	4.950%	4.950%	725	\$ 245,000.00	100.00	\$ 245,000.00	\$ -	\$ 245,000.00	\$ 6,113.59	11/23/24	\$ 6,113.59	\$ -	N/A	11/23/24 (S)
02519ACU9	5/24/24	AMERICAN COMM BK & TR	5/26/26	4.900%	4.900%	725	\$ 125,000.00	100.00	\$ 125,000.00	\$ -	\$ 125,000.00	\$ 520.21	6/24/24	\$ 520.21	\$ -	N/A	6/24/24 (S)
83542MAJ1	3/27/24	SONATA BK	6/26/26	4.650%	4.650%	756	\$ 245,000.00	100.00	\$ 245,000.00	\$ -	\$ 245,000.00	\$ 967.58	4/27/24	\$ 967.58	\$ -	N/A	6/27/24 (M)
70212YBS0	3/27/24	PARTNERS BK CALIF	9/28/26	4.650%	4.650%	850	\$ 245,000.00	100.00	\$ 245,000.00	\$ -	\$ 245,000.00	\$ 5,743.07	9/27/24	\$ 5,743.07	\$ -	N/A	9/27/24 (S)
32021YFF5	3/22/24	FIRST FED SVGS BK	2/22/27	4.650%	4.650%	997	\$ 245,000.00	100.00	\$ 245,000.00	\$ -	\$ 245,000.00	\$ 967.58	4/22/24	\$ 967.58	\$ -	N/A	6/22/24 (M)
919853KZ3	3/25/24	VALLEY NATL BK	3/25/27	4.600%	4.600%	1,028	\$ 245,000.00	100.00	\$ 245,000.00	\$ -	\$ 245,000.00	\$ 5,681.32	9/25/24	\$ 5,681.32	\$ -	N/A	9/25/24 (S)
30191MAH0	3/27/24	FFB BK FRESNO CALIF	3/29/27	5.100%	5.100%	1,032	\$ 245,000.00	100.00	\$ 245,000.00	\$ -	\$ 245,000.00	\$ 1,061.22	4/27/24	\$ 1,061.22	\$ -	9/27/24 (M)	6/27/24 (M)
73317ACW0	3/27/24	POPULAR BK NEW YORK	3/29/27	4.650%	4.650%	1,032	\$ 245,000.00	100.00	\$ 245,000.00	\$ -	\$ 245,000.00	\$ 2,871.53	6/27/24	\$ 2,871.53	\$ -	N/A	6/27/24 (Q)
91330FAV8	3/22/24	UNITY BANK	9/22/27	4.250%	4.250%	1,209	\$ 245,000.00	100.00	\$ 245,000.00	\$ -	\$ 245,000.00	\$ 884.35	4/22/24	\$ 884.35	\$ -	N/A	6/22/24 (M)
06610RCS6	3/27/24	BANKERS BK	9/27/27	4.350%	4.350%	1,214	\$ 245,000.00	100.00	\$ 245,000.00	\$ -	\$ 245,000.00	\$ 905.16	4/27/24	\$ 905.16	\$ -	N/A	6/27/24 (M)
74160NKY5	4/2/24	PRIME ALLIANCE BK	10/4/27	5.100%	5.100%	1,221	\$ 245,000.00	100.00	\$ 245,000.00	\$ -	\$ 245,000.00	\$ 1,026.99	5/2/24	\$ 1,026.99	\$ -	N/A	6/2/24 (M)
UST																	
91282CJC6	4/23/24	UST	10/15/26	4.625%	4.730%	867	\$ 500,000.00	99.76	\$ 498,789.06	\$ 505.46	\$ 499,294.52	\$ 11,562.50	10/15/2024	\$ 11,057.04	\$ -	N/A	10/15/24 (S)
91282CKA8	4/23/24	UST	2/15/27	4.125%	4.730%	990	\$ 735,000.00	98.42	\$ 723,372.07	\$ 5,663.94	\$ 729,036.01	\$ 15,159.38	8/15/2024	\$ 9,495.44	\$ -	N/A	8/15/24 (S)
Munis																	
575294RS4	11/5/20	MASON OH MUN REC	12/1/24	4.00%	0.55%	184	\$ 125,000.00	113.873	\$ 142,341.25	\$ -	\$ 142,341.25	\$ 2,861.11	6/1/21	\$ 2,861.11	\$ -	N/A	6/1/24 (S)
575294RT2	11/5/20	MASON OH MUN REC	12/1/25	4.00%	0.700%	549	\$ 170,000.00	116.4160	\$ 197,907.20	\$ -	\$ 197,907.20	\$ 3,891.11	6/1/21	\$ 3,891.11	\$ -	N/A	6/1/24 (S)
Callable Agencies																	
3133EL4J0	8/19/20	FFCB	8/19/24	0.470%	0.470%	80	\$ 500,000.00	100.0000	\$ 500,000.00	\$ -	\$ 500,000.00	\$ 1,175.00	2/19/21	\$ 1,175.00	\$ -	6/10/24	8/19/24 (S)
3133EL4J0	8/19/20	FFCB	8/19/24	0.470%	0.470%	80	\$ 500,000.00	100.00	\$ 500,000.00	\$ -	\$ 500,000.00	\$ 1,175.00	2/19/21	\$ 1,175.00	\$ -	6/10/24	8/19/24 (S)
3134GWC87	9/9/20	FHLMC	9/9/25	0.550%	0.550%	466	\$ 250,000.00	100.0000	\$ 250,000.00	\$ -	\$ 250,000.00	\$ 687.50	3/9/21	\$ 687.50	\$ -	7/9/24 (Q)	9/9/24 (S)
3134GWC87	9/9/20	FHLMC	9/9/25	0.550%	0.550%	466	\$ 250,000.00	100.00	\$ 250,000.00	\$ -	\$ 250,000.00	\$ 687.50	3/9/21	\$ 687.50	\$ -	6/9/24 (Q)	9/9/24 (S)
3130APT7	11/30/21 ^	FHLB	11/24/26	2.000%	2.000%	907	\$ 250,000.00	100.0000	\$ 250,000.00	\$ 29.17	\$ 250,029.17	\$ 875.00	5/27/22	\$ 845.83	\$ -	8/24/24 (Q)	11/24/24 (S)
3130APT7	11/30/21 ^	FHLB	11/24/26	2.000%	2.000%	907	\$ 350,000.00	100.0000	\$ 350,000.00	\$ 40.83	\$ 350,040.83	\$ 1,225.00	5/24/22	\$ 1,184.17	\$ -	8/24/24 (Q)	11/24/24 (S)
3130ARYA3	4/17/24	FHLB	5/26/27	4.000%	4.850%	1,090	\$ 300,000.00	97.5700	\$ 292,710.00	\$ 4,700.00	\$ 297,410.00	\$ 6,000.00	5/26/24	\$ 1,300.00	\$ -	8/26/24 (Q)	11/26/24 (S)
Totals							\$10,697,000.00		\$ 10,722,119.58	\$ 10,939.40	\$ 10,733,058.98			\$ -			

Money Market Balance \$ 23,558.33
Total Cost Basis \$ 10,745,677.91

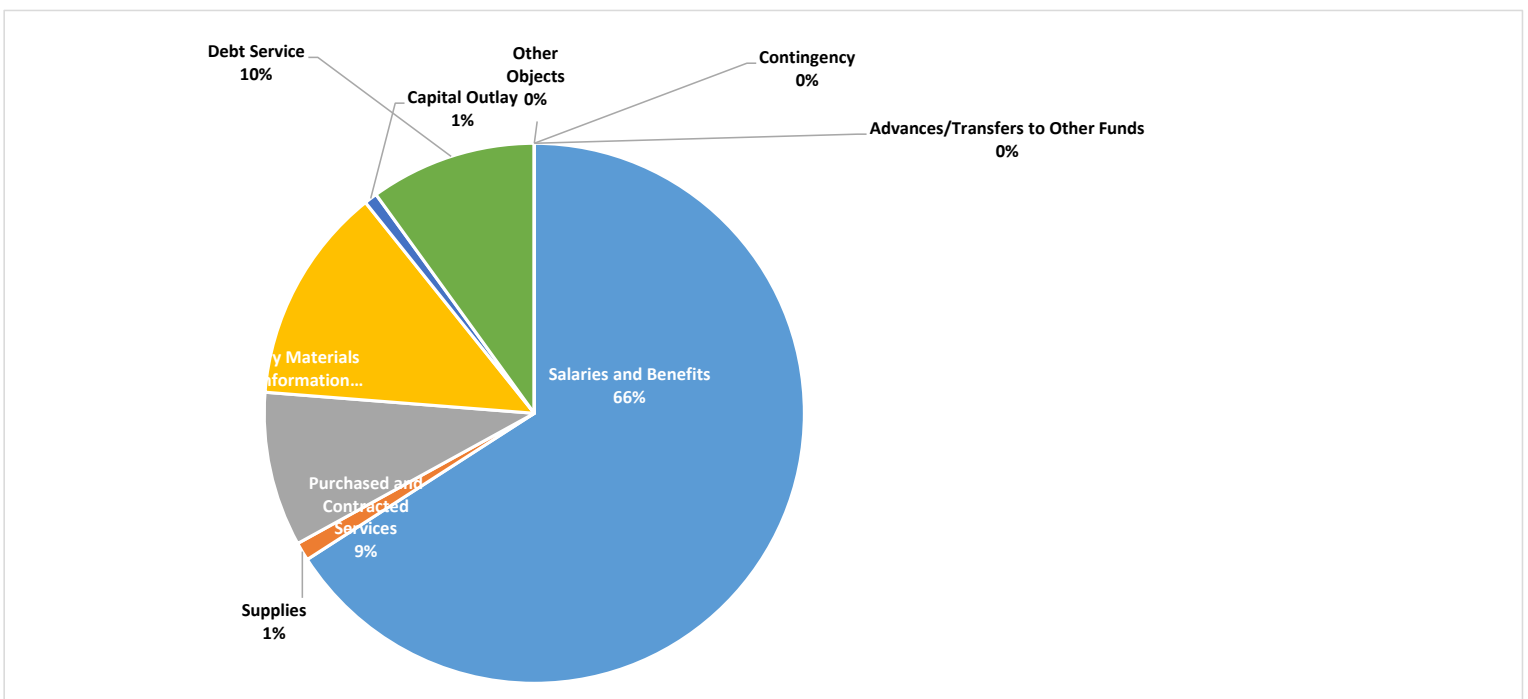
^Coupon Par ^Coupon Rate= 0.70% then resets 11/24/23 @ 2.0%
* Coupon Rate = 1.35% resets 1/31/24 @ 1.50%
* Coupon Rate = 0.3% then resets annually starting on 8/12/22 @ .65%, .95%, 1.1%

Redeemed / Called Holdings		INITIAL PAYMENT										REDEMPTION PAYMENT				Brian R. Carter Vice President	
Federal Agency - Callables		Full or Partial Call?	Agency Issuer	Maturity Date	Coupon Rate	Final Call?	Par Amount	Price	Premium/ (Discount)	Accrued Interest Paid	Total	Par Amount Redeemed	Interest Paid at Redemption	Total Redeemed	Capital Gains	Unrealized	
3134GXRR7	5/10/22	MATURED	FHLMC	5/10/24	3.000%	N/A	\$ 200,000.00	100.0000	\$ 200,000.00	\$ -	\$ 200,000.00	\$ 200,000.00	\$ 3,000.00	\$ 203,000.00	\$ -	\$ -	
3135GA3C3	2/25/22	MATURED	FNMA	5/17/24	0.350%	N/A	\$ 400,000.00	97.275	\$ 389,100.00	\$ 381.11	\$ 389,481.11	\$ 400,000.00	\$ 700.00	\$ 238,533.53	\$ 10,900.00	\$ -	
												\$ 600,000.00	\$ 3,700.00	\$ 603,700.00			

Fifth Third Securities, Inc.
Call Center: 800-432-5555

Delaware County District Library Financial Statement For the Month Ended 5/31/24

	GENERAL	BUILDING AND REPAIR	PERMANENT IMPROVEMENT	ENDOWMENT	TOTAL
Beginning Cash Balance	13,770,350.17	713,218.16	1,056,803.35	112,983.17	15,653,354.85
Revenues:					
Taxes	265,747.84				265,747.84
Patron Fees	8,122.50				8,122.50
Earnings on Investments	55,158.14	2,995.90	4,426.34	291.62	62,872.00
Miscellaneous Receipts	120.00		-		120.00
Contributions, Gifts, Donations	150.00				150.00
Grants					-
Transfers From Other Funds	-		-		-
Total Revenues	329,298.48	2,995.90	4,426.34	291.62	337,012.34
Disbursements:					
Salaries and Benefits	602,392.28				602,392.28
Supplies	10,058.60				10,058.60
Purchased and Contracted Services	84,553.43		4,362.50		88,915.93
Library Materials and Information	118,919.25				118,919.25
Capital Outlay	7,126.55	890.00			8,016.55
Debt Service	91,125.00				91,125.00
Other Objects	-				-
Contingency	-				-
Advances/Transfers to Other Funds	-				-
Total Disbursements	914,175.11	890.00	4,362.50	-	919,427.61
Ending Cash Balances	13,185,473.54	715,324.06	1,056,867.19	113,274.79	15,070,939.58
Encumbrances	1,338,914.44	112,813.00	1,533.07	-	1,453,260.51
Available For Expenditure	11,846,559.10	602,511.06	1,055,334.12	113,274.79	13,617,679.07



Delaware County District Library
Financial Summary - Actual YTD
5/31/2024

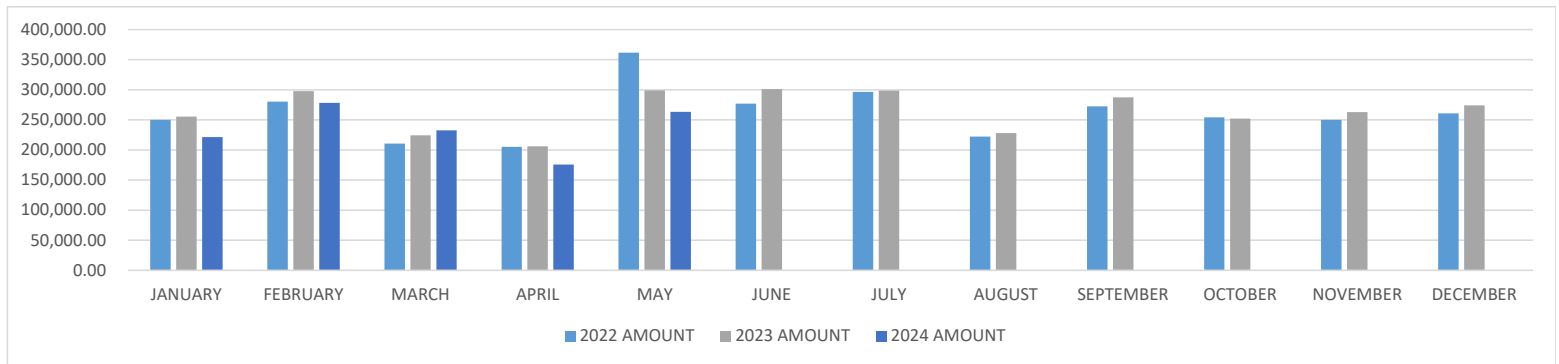
	Budget	January	February	March	April	May	Year to Date Rev/Expense	Over/(Under) Budget	YTD %
General Fund									
Revenues									
Public Library Fund	3,072,144.61	221,520.48	278,209.01	232,507.62	175,936.75	263,528.14	1,171,702.00	(1,900,442.61)	38%
Levy - County Property Tax	6,180,830.98	-	-	2,882,212.82	314,737.50	2,219.70	3,199,170.02	(2,981,660.96)	52%
Other	246,200.00	79,211.33	59,379.62	31,081.97	49,446.82	63,550.64	282,670.38	36,470.38	115%
Total Revenues	9,499,175.59	300,731.81	337,588.63	3,145,802.41	540,121.07	329,298.48	4,653,542.40	(4,845,633.19)	49%
Expenditures									
Salaries & Benefits	6,422,929.84	465,002.45	436,771.29	438,822.25	443,111.96	602,392.28	2,386,100.23	(4,036,829.61)	37%
Supplies	227,000.00	9,032.03	6,695.06	8,590.09	12,934.57	10,058.60	47,310.35	(179,689.65)	21%
Purchased and Contracted Services	1,572,700.00	175,384.67	102,210.53	206,431.80	156,396.12	84,553.43	724,976.55	(847,723.45)	46%
Materials	1,024,266.00	25,827.96	86,546.10	75,914.52	54,761.51	118,919.25	361,969.34	(662,296.66)	35%
Capital	185,000.00	148.00	-	968.33	1,792.57	7,126.55	10,035.45	(174,964.55)	5%
Debt Service	972,250.00	-	-	-	-	91,125.00	91,125.00	(881,125.00)	9%
Other	28,700.00	6,951.25	270.74	11,495.00	-	-	18,716.99	(9,983.01)	65%
Contingency	-	-	-	-	-	-	-	-	0%
Advances/Transfer to Other Funds	700,000.00	-	-	-	-	-	-	(700,000.00)	0%
Total Expenditures	11,132,845.84	682,346.36	632,493.72	742,221.99	668,996.73	914,175.11	3,640,233.91	(7,492,611.93)	33%
Building and Repair (Minor Capital Projects)									
Revenues	16,800.00	-	-	7,219.80	804.25	2,995.90	11,019.95	(5,780.05)	
Expenditures	500,000.00	9,000.00	-	-	4,375.00	890.00	14,265.00	(485,735.00)	3%
Permanent Improvement Funds									
Revenues	12,000.00	-	-	6,190.19	1,191.67	4,426.34	11,808.20	(191.80)	
Expenditures	1,092,750.00	158,235.81	17,585.00	17,485.67	75,010.56	4,362.50	272,679.54	(820,070.46)	25%
Endowment Funds									
Revenues	1,200.00	289.86	310.17	291.31	302.50	291.62	1,485.46	285.46	124%
Expenditures	-	-	-	-	-	-	-	-	#DIV/0!
Total All Funds									
Revenues	9,529,175.59	301,021.67	337,898.80	3,159,503.71	542,419.49	337,012.34	4,677,856.01	(4,851,319.58)	49%
Expenditures	12,725,595.84	849,582.17	650,078.72	759,707.66	748,382.29	919,427.61	3,927,178.45	(8,798,417.39)	31%

Delaware County District Library
Financial Summary - Projected
05/31/24

	Budget	January	February	March	April	May	June	July	August	September	October	November	December	Year to Date Rev/Expense	Over/(Under) Budget	YTD %
General Fund																
Revenues																
Public Library Fund	3,072,144.61	221,520.48	278,209.01	232,507.62	175,936.75	263,528.14	262,000.00	260,000.00	200,000.00	250,000.00	219,500.00	225,600.00	238,400.00	2,827,202.00	(244,942.61)	92%
Levy - County Property Tax	6,180,830.98	-	-	2,882,212.82	314,737.50	2,219.70	-	-	2,882,212.82	314,700.00	2,150.00	-	-	6,398,232.84	217,401.86	104%
Other	246,200.00	79,211.33	59,379.62	31,081.97	49,446.82	63,550.64	38,950.00	32,550.00	46,150.00	68,550.00	41,050.00	57,650.00	41,550.00	609,120.38	362,920.38	247%
Total Revenues	9,499,175.59	300,731.81	337,588.63	3,145,802.41	540,121.07	329,298.48	300,950.00	292,550.00	3,128,362.82	633,250.00	262,700.00	283,250.00	279,950.00	9,834,555.22	335,379.63	104%
Expenditures																
Salaries & Benefits	6,422,929.84	465,002.45	436,771.29	438,822.25	443,111.96	602,392.28	493,990.85	475,866.00	475,866.00	475,866.00	475,866.00	660,455.00	509,055.00	5,953,065.08	(469,864.76)	93%
Supplies	227,000.00	9,032.03	6,695.06	8,590.09	12,934.57	10,058.60	14,500.00	15,500.00	17,750.00	14,750.00	17,600.00	16,100.00	45,000.00	188,510.35	(38,489.65)	83%
Purchased and Contracted Services	1,572,700.00	175,384.67	102,210.53	206,431.80	156,396.12	84,553.43	82,439.00	148,087.55	126,840.00	82,914.00	163,090.00	79,240.00	85,289.00	1,492,876.10	(79,823.90)	95%
Materials	1,024,266.00	25,827.96	86,546.10	75,914.52	54,761.51	118,919.25	108,350.00	77,700.00	89,050.00	75,200.00	96,500.00	74,200.00	69,550.00	952,519.34	(71,746.66)	93%
Capital	185,000.00	148.00	-	968.33	1,792.57	7,126.55	12,000.00	12,000.00	12,000.00	12,000.00	12,000.00	76,750.00	11,000.00	157,785.45	(27,214.55)	85%
Debt Service	972,250.00	-	-	-	-	91,125.00	-	-	-	-	-	881,125.00	-	972,250.00	-	100%
Other	28,700.00	6,951.25	270.74	11,495.00	-	-	750.00	750.00	1,600.00	1,300.00	1,300.00	800.00	1,300.00	26,516.99	(2,183.01)	92%
Contingency	-	-	-	-	-	-	-	-	-	-	-	-	-	-	-	0%
Advances/Transfer to Other Funds	700,000.00	-	-	-	-	-	-	-	-	-	-	-	700,000.00	700,000.00	-	100%
Total Expenditures	11,132,845.84	682,346.36	632,493.72	742,221.99	668,996.73	914,175.11	712,029.85	729,903.55	723,106.00	662,030.00	766,356.00	1,788,670.00	1,421,194.00	10,443,523.31	(689,322.53)	94%
Building and Repair (Minor Capital Projects)																
Revenues	16,800.00	-	-	7,219.80	804.25	2,995.90	1,800.00	1,500.00	2,300.00	3,500.00	1,900.00	2,900.00	1,800.00	26,719.95	9,919.95	159%
Expenditures	500,000.00	9,000.00	-	-	4,375.00	890.00	20,000.00	20,000.00	20,000.00	20,000.00	20,000.00	20,000.00	20,000.00	154,265.00	(345,735.00)	31%
Permanent Improvement Funds																
Revenues	12,000.00	-	-	6,190.19	1,191.67	4,426.34	2,600.00	2,100.00	3,100.00	4,800.00	2,700.00	4,000.00	2,500.00	33,608.20	21,608.20	280%
Expenditures	1,092,750.00	158,235.81	17,585.00	17,485.67	75,010.56	4,362.50	-	300,000.00	-	-	-	-	-	572,679.54	(520,070.46)	52%
Endowment Funds																
Revenues	1,200.00	289.86	310.17	291.31	302.50	291.62	290.00	290.00	290.00	290.00	290.00	290.00	290.00	3,515.46	2,315.46	293%
Expenditures	-	-	-	-	-	-	-	-	-	-	-	-	-	-	-	#DIV/0!
Total All Funds																
Revenues	9,529,175.59	301,021.67	337,898.80	3,159,503.71	542,419.49	337,012.34	305,640.00	296,440.00	3,134,052.82	641,840.00	267,590.00	290,440.00	284,540.00	9,898,398.83	369,223.24	104%
Expenditures	12,725,595.84	849,582.17	650,078.72	759,707.66	748,382.29	919,427.61	732,029.85	1,049,903.55	743,106.00	682,030.00	786,356.00	1,808,670.00	1,441,194.00	11,170,467.85	(1,555,127.99)	88%

**DELAWARE COUNTY DISTRICT LIBRARY
PUBLIC LIBRARY FUND INCOME - THREE YEAR HISTORY
As of May 31, 2024**

	2022		2023		2024		\$ DIFFERENCE 2023/2024	% CHANGE 2023/2024
	AMOUNT	% OF TOTAL	AMOUNT	% OF TOTAL	AMOUNT	% OF TOTAL		
JANUARY	249,964.13	8%	255,651.09	8%	221,520.48	7%	(34,130.61)	-13%
FEBRUARY	280,524.08	10%	297,757.40	9%	278,209.01	9%	(19,548.39)	-7%
MARCH	210,496.10	8%	224,470.59	7%	232,507.62	8%	8,037.03	4%
APRIL	205,393.69	7%	206,159.35	7%	175,936.75	6%	(30,222.60)	-15%
MAY	361,526.40	9%	299,211.54	12%	263,528.14	9%	(35,683.40)	-12%
JUNE	276,943.54	12%	301,152.69	9%	0.00	0%	0.00	0%
JULY	296,610.36	11%	298,453.57	10%	0.00	0%	0.00	0%
AUGUST	222,356.30	8%	228,255.23	7%	0.00	0%	0.00	0%
SEPTEMBER	272,427.27	10%	287,421.61	9%	0.00	0%	0.00	0%
OCTOBER	254,402.41	9%	252,336.25	8%	0.00	0%	0.00	0%
NOVEMBER	250,049.15	10%	262,746.47	8%	0.00	0%	0.00	0%
DECEMBER	260,672.09	10%	274,051.06	9%	0.00	0%	0.00	0%
TOTAL	3,141,365.52		3,187,666.85	YTD ACTUAL	1,171,702.00			
				EOY ESTIMATE	3,072,144.61	ACT 24/EST 24	(1,900,442.61)	-62%



	DELAWARE COUNTY	FRANKLIN COUNTY	TOTAL
JANUARY	221,326.84	193.64	221,520.48
FEBRUARY	277,965.82	243.19	278,209.01
MARCH	232,304.37	203.25	232,507.62
APRIL	175,782.96	153.79	175,936.75
MAY	263,297.78	230.36	263,528.14
JUNE			-
JULY			-
AUGUST			-
SEPTEMBER			-
OCTOBER			-
NOVEMBER			-
DECEMBER			-
TOTAL	1,170,677.77	1,024.23	1,171,702.00

Delaware County District Library
Bank Reconciliation
5/31/2024

Bank Statement Amounts:

Petty Cash/Cash Drawers (General Fund)	1,756.00
First Commonwealth	1,978,459.31
5/3 (General Fund)	10,745,677.91
First Commonwealth (General Fund)	-
First Commonwealth (Endowment)	78,615.61
First Commonwealth (Building)	-
Star Ohio (General Fund)	2,309,159.84
Total Statement Balances	<u>15,113,668.67</u>

Adjustments (Items not yet reflected on statements):

Outstanding Checks	
052383 SARAH LLOYD	19.06
052448 KNIGHTS OF THE ROSE, INC	700.00
UAN Checks Uncleared	42,010.03
Total Adjustments	<u>42,729.09</u>
Adjust bank balances	<u>15,070,939.58</u>

UAN Fund Balances

1000 General Fund	13,185,473.54
4001 Building & Repair	715,324.06
4002 Permanent Improvement Fund	1,056,867.19
4501 Endowment Fund	113,274.79

Adjustments (Items not yet reflected in General Ledger):

Total UAN Fund Balances	<u>15,070,939.58</u>
-------------------------	----------------------

Out of Balance

-

Payment Listing

May 2024

Payment Advice #	Post Date	Transaction Date	Type	Vendor / Payee	Amount	Status
161-2024	05/03/2024	04/25/2024	CH	PAYROLL ACCOUNT	\$144,720.41	C
162-2024	05/03/2024	04/25/2024	CH	OHIO DEFERRED COMPENSATION	\$3,623.00	C
163-2024	05/03/2024	04/25/2024	CH	OHIO DEFERRED COMPENSATION	\$75.00	C
165-2024	04/25/2024	04/26/2024	CH	UNITED HEALTHCARE	\$66,150.14 *	C
165-2024	05/22/2024	05/23/2024	NEG ADJ	UNITED HEALTHCARE	-\$28.00	C
167-2024	05/01/2024	05/01/2024	CH	AES OHIO	\$283.03	C
168-2024	05/01/2024	05/01/2024	CH	AMERICAN ELECTRIC POWER	\$3,104.88	C
169-2024	05/01/2024	05/01/2024	CH	AMERICAN ELECTRIC POWER	\$3,626.40	C
170-2024	05/01/2024	05/01/2024	CH	AMERICAN ELECTRIC POWER	\$3,719.65	C
171-2024	05/01/2024	05/01/2024	CH	COLUMBIA GAS OF OHIO, INC.	\$511.34	C
172-2024	05/01/2024	05/01/2024	CH	COLUMBIA GAS OF OHIO, INC.	\$545.98	C
173-2024	05/07/2024	05/01/2024	CH	DEL CO WATER	\$12.00	C
174-2024	05/07/2024	05/01/2024	CH	DEL CO WATER	\$15.60	C
175-2024	05/07/2024	05/01/2024	CH	DEL CO WATER	\$232.50	C
176-2024	05/21/2024	05/01/2024	CH	DEL CO WATER	\$212.50	C
177-2024	05/01/2024	05/01/2024	CH	FRONTIER	\$154.28	C
178-2024	05/01/2024	05/01/2024	CH	FRONTIER	\$387.19	C
179-2024	05/01/2024	05/01/2024	CH	REPUBLIC SERVICES INC	\$89.93	C
180-2024	05/01/2024	05/01/2024	CH	REPUBLIC SERVICES INC	\$188.46	C
181-2024	05/01/2024	05/01/2024	CH	REPUBLIC SERVICES INC	\$66.36	C
182-2024	05/01/2024	05/01/2024	CH	REPUBLIC SERVICES INC	\$97.15	C
183-2024	05/01/2024	05/01/2024	CH	REPUBLIC SERVICES INC	\$65.45	C
184-2024	05/07/2024	05/02/2024	CH	PAYCOR, INC.	\$3,190.60	C
185-2024	05/02/2024	05/02/2024	CH	FINET	\$28.48	C
186-2024	05/02/2024	05/02/2024	CH	FINET	\$30.30	C
187-2024	05/02/2024	05/02/2024	CH	FINET	\$62.09	C
188-2024	05/02/2024	05/02/2024	CH	FINET	\$165.74	C
189-2024	05/02/2024	05/02/2024	CH	FINET	\$66.68	C
190-2024	05/09/2024	05/09/2024	CH	CAPITAL ONE	\$117.11	C
191-2024	05/17/2024	05/14/2024	CH	PAYROLL ACCOUNT	\$145,597.07	C
192-2024	05/17/2024	05/14/2024	CH	OHIO DEFERRED COMPENSATION	\$3,623.00	C
193-2024	05/17/2024	05/14/2024	CH	OHIO DEFERRED COMPENSATION	\$225.00	C
194-2024	05/16/2024	05/16/2024	CH	FRONTIER	\$211.73	C
195-2024	05/16/2024	05/16/2024	CH	US BANK EQUIPMENT FINANCE	\$515.16	C
196-2024	05/16/2024	05/16/2024	CH	US BANK EQUIPMENT FINANCE	\$3,157.49	C
197-2024	05/16/2024	05/16/2024	CH	COLUMBIA GAS OF OHIO, INC.	\$579.67	C
198-2024	05/16/2024	05/16/2024	CH	COLUMBIA GAS OF OHIO, INC.	\$74.26	C
199-2024	05/16/2024	05/16/2024	CH	FIRST COMMONWEALTH BANK	\$681.74	C
200-2024	05/16/2024	05/16/2024	CH	FIRST COMMONWEALTH BANK	\$448.04	C
201-2024	05/16/2024	05/16/2024	CH	FIRST COMMONWEALTH BANK	\$82.00	C
202-2024	05/16/2024	05/16/2024	CH	FIRST COMMONWEALTH BANK	\$226.55	C
203-2024	05/16/2024	05/16/2024	CH	CHARTER COMMUNICATIONS	\$118.75	C
204-2024	05/16/2024	05/16/2024	CH	CHARTER COMMUNICATIONS	\$240.00	C
205-2024	05/16/2024	05/16/2024	CH	CHARTER COMMUNICATIONS	\$712.50	C
206-2024	05/16/2024	05/16/2024	CH	AMERICAN ELECTRIC POWER	\$263.54	C
207-2024	05/31/2024	05/16/2024	CH	CITY OF DELAWARE	\$284.74	O

Payment Listing

May 2024

Payment Advice #	Post Date	Transaction Date	Type	Vendor / Payee	Amount	Status
208-2024	05/16/2024	05/20/2024	CH	FIRST COMMONWEALTH BANK	\$154.98	C
209-2024	05/22/2024	05/23/2024	CH	US BANK EQUIPMENT FINANCE	\$91,125.00	C
210-2024	05/22/2024	05/23/2024	CH	UNITED HEALTHCARE	\$64,014.46	C
211-2024	05/23/2024	05/23/2024	CH	Ohio Public Employees Retirement System	\$79,351.24	C
212-2024	05/22/2024	05/23/2024	CH	VISION SERVICE PLAN - (CT)	\$643.08	C
213-2024	05/31/2024	05/23/2024	CH	PAYROLL ACCOUNT	\$152,979.43	C
214-2024	05/31/2024	05/23/2024	CH	OHIO DEFERRED COMPENSATION	\$3,623.00	O
215-2024	05/31/2024	05/23/2024	CH	OHIO DEFERRED COMPENSATION	\$225.00	O
216-2024	05/29/2024	05/30/2024	CH	EBSCO INFORMATION SERVICES	\$31,443.71	C
220-2024	05/31/2024	05/31/2024	CH	REPUBLIC SERVICES INC	\$187.76	O
231-2024	05/31/2024	05/31/2024	CH	AMERICAN ELECTRIC POWER	\$2,950.23	O
56534	05/06/2024	05/06/2024	AW	ANGIE GROSSENBACHER	\$171.80	C
56535	05/06/2024	05/06/2024	AW	AMAZON CAPITAL SERVICES	\$279.04	C
56536	05/06/2024	05/06/2024	AW	AMAZON CAPITAL SERVICES	\$2,813.19	C
56537	05/06/2024	05/06/2024	AW	BENCHMARK LANDSCAPE	\$821.68	C
56538	05/06/2024	05/06/2024	AW	BRICKER GRAYDON LLP	\$1,475.00	C
56539	05/06/2024	05/06/2024	AW	BUCKEYE BED BUG DETECTION	\$295.00	C
56540	05/06/2024	05/06/2024	AW	D & D COMMERCIAL CLEANING	\$3,200.00	C
56541	05/06/2024	05/06/2024	AW	DELHI LANDSCAPING INC	\$323.00	C
56542	05/06/2024	05/06/2024	AW	HARDWARE EXCHANGE	\$20.06	C
56543	05/06/2024	05/06/2024	AW	HILLYARD OHIO	\$586.56	C
56544	05/06/2024	05/06/2024	AW	JAYNA MCDANIEL-BROWNING	\$250.19	O
56545	05/06/2024	05/06/2024	AW	KELLEN FREEMAN	\$255.72	C
56546	05/06/2024	05/06/2024	AW	KELLY COCHRAN	\$21.64	C
56547	05/06/2024	05/06/2024	AW	LEGACY MAINTENANCE SERVICES	\$2,138.00	C
56548	05/06/2024	05/06/2024	AW	Makerstock	\$108.76	C
56549	05/06/2024	05/06/2024	AW	Monica Williamson	\$6.43	C
56550	05/06/2024	05/06/2024	AW	PRECISION WINDOW CLEANING LLC	\$2,800.00	C
56551	05/06/2024	05/06/2024	AW	PRINTED SOLID	\$5,203.95	C
56552	05/06/2024	05/06/2024	AW	S.A. COMUNALE CO., INC.	\$230.00	C
56553	05/06/2024	05/06/2024	AW	SIGNWAREHOUSE	\$1,629.44	C
56554	05/06/2024	05/06/2024	AW	SUTTON DURFEE	\$76.25	C
56555	05/06/2024	05/06/2024	AW	T-MOBILE	\$351.68	C
56556	05/06/2024	05/06/2024	AW	VILLAGE OF OSTRANDER	\$34.43	C
56557	05/06/2024	05/06/2024	AW	Wren Kress	\$11.79	C
56558	05/13/2024	05/13/2024	AW	AMANDA SHETEROM	\$65.86	C
56559	05/13/2024	05/13/2024	AW	APPLIED MECHANICAL SYSTEMS INC	\$3,095.00	C
56560	05/13/2024	05/13/2024	AW	ARTINA PROMOTIONAL PRODUCTS	\$392.77	C
56561	05/13/2024	05/13/2024	AW	BAKER & TAYLOR BOOKS - 510486	\$26,319.03	C
56562	05/13/2024	05/13/2024	AW	BRIDGEALL LIBRARIES LIMITED	\$15,000.00	C
56563	05/13/2024	05/13/2024	AW	BRIDGET DAILEY	\$118.59	C
56564	05/13/2024	05/13/2024	AW	BRYAN HOWARD	\$123.15	C
56565	05/13/2024	05/13/2024	AW	Delaware Gazette	\$10.00	C
56566	05/13/2024	05/13/2024	AW	GALE	\$368.70	C
56567	05/13/2024	05/13/2024	AW	JSI Janitorial	\$13,858.00	C
56568	05/13/2024	05/13/2024	AW	JULIE MILLER	\$115.51	C

Payment Listing

May 2024

Payment Advice #	Post Date	Transaction Date	Type	Vendor / Payee	Amount	Status
56569	05/13/2024	05/13/2024	AW	KANOPY	\$791.10	C
56570	05/13/2024	05/13/2024	AW	MIDWEST TAPE LLC	\$8,078.38	C
56571	05/13/2024	05/13/2024	AW	MIDWEST TAPE LLC	\$2,164.04	C
56572	05/13/2024	05/13/2024	AW	ODP BUSINESS SOLUTIONS, LLC	\$66.85	C
56573	05/13/2024	05/13/2024	AW	OHIO WESLEYAN UNIVERSITY	\$119.45	O
56574	05/13/2024	05/13/2024	AW	ORKIN	\$428.97	C
56575	05/13/2024	05/13/2024	AW	OVERDRIVE, INC	\$9,125.80	C
56576	05/13/2024	05/13/2024	AW	PLAYAWAY PRODUCTS	\$2,006.96	C
56577	05/13/2024	05/13/2024	AW	SARA ARANGO	\$88.98	C
56578	05/13/2024	05/13/2024	AW	T-MOBILE	\$328.72	C
56579	05/13/2024	05/13/2024	AW	T-MOBILE	\$1,606.50	C
56580	05/13/2024	05/13/2024	AW	TODAYS BUSINESS SOLUTIONS	\$673.28	C
56581	05/13/2024	05/13/2024	AW	TRINITY DOOR SYSTEMS	\$279.00	C
56582	05/16/2024	05/16/2024	AW	AMAZON CAPITAL SERVICES	\$1,466.50	C
56583	05/16/2024	05/16/2024	AW	BAISE QUALITY PRINTING	\$619.00	C
56584	05/16/2024	05/16/2024	AW	CDW-G	\$717.55	C
56585	05/16/2024	05/16/2024	AW	MOLLY MEYERS LABADIE	\$258.95	C
56586	05/16/2024	05/16/2024	AW	ODP BUSINESS SOLUTIONS, LLC	\$193.51	C
56587	05/16/2024	05/16/2024	AW	ORACLE ELEVATOR	\$451.32	C
56588	05/16/2024	05/16/2024	AW	ORKIN	\$79.50	C
56589	05/16/2024	05/16/2024	AW	SFM INSURANCE, INC	\$6,559.00	O
56590	05/16/2024	05/16/2024	AW	Wendi Foos	\$16.35	C
56591	05/16/2024	05/16/2024	AW	WORLY PLUMBING SUPPLY	\$42.60	C
56592	05/22/2024	05/22/2024	AW	AGE OF LEARNING, INC	\$8,089.20	C
56593	05/22/2024	05/22/2024	AW	AMAZON CAPITAL SERVICES	\$2,051.57	C
56594	05/22/2024	05/22/2024	AW	ARTINA PROMOTIONAL PRODUCTS	\$998.36	C
56595	05/22/2024	05/22/2024	AW	BRICKER GRAYDON LLP	\$2,887.50	C
56596	05/22/2024	05/22/2024	AW	CDW-G	\$975.06	O
56597	05/22/2024	05/22/2024	AW	ESA	\$172.83	C
56598	05/22/2024	05/22/2024	AW	KATHERINE HUGHES	\$1.88	O
56599	05/22/2024	05/22/2024	AW	PERRY PRO TECH	\$301.95	C
56600	05/22/2024	05/22/2024	AW	MATRIX	\$444.00	C
56601	05/22/2024	05/22/2024	AW	NICOLE FOWLES	\$131.27	C
56602	05/22/2024	05/22/2024	AW	Designer Accents & Interiors	\$890.00	C
56603	05/22/2024	05/22/2024	AW	JOSEPH O'ROURKE	\$54.54	C
56604	05/22/2024	05/22/2024	AW	RACHEL RAUSCH	\$19.63	C
56605	05/22/2024	05/22/2024	AW	S.A. COMUNALE CO., INC.	\$885.00	C
56606	05/22/2024	05/22/2024	AW	SIGNWAREHOUSE	\$1,752.26	C
56607	05/22/2024	05/22/2024	AW	SWANK MOVIE LICENSING USA	\$2,920.00	O
56608	05/22/2024	05/22/2024	AW	TRITHIUM SOLUTIONS	\$1,803.40	C
56609	05/23/2024	05/23/2024	AW	OneAmerica Financial Partners, Inc	\$316.59	C
56610	05/30/2024	05/30/2024	AW	AMANDA PLUMBING	\$710.00	O
56611	05/30/2024	05/30/2024	AW	AMAZON CAPITAL SERVICES	\$660.06	O
56612	05/30/2024	05/30/2024	AW	APPLIED ELECTRIC, INC.	\$170.00	O
56613	05/30/2024	05/30/2024	AW	APPLIED MECHANICAL SYSTEMS INC	\$880.76	O
56614	05/30/2024	05/30/2024	AW	ARTINA PROMOTIONAL PRODUCTS	\$1,929.22	O

Payment Listing

May 2024

Payment Advice #	Post Date	Transaction Date	Type	Vendor / Payee	Amount	Status
56615	05/30/2024	05/30/2024	AW	Ashley Mensah	\$97.02	O
56616	05/30/2024	05/30/2024	AW	BAISE QUALITY PRINTING	\$4,924.00	O
56617	05/30/2024	05/30/2024	AW	BRIDGET DAILEY	\$2,960.00	C
56618	05/30/2024	05/30/2024	AW	BRYAN HOWARD	\$125.63	O
56619	05/30/2024	05/30/2024	AW	DELHI LANDSCAPING INC	\$7,650.00	O
56620	05/30/2024	05/30/2024	AW	DEMCO	\$529.69	O
56621	05/30/2024	05/30/2024	AW	EBSCO INFORMATION SERVICES	\$94.27	O
56622	05/30/2024	05/30/2024	AW	GALE	\$930.97	O
56623	05/30/2024	05/30/2024	AW	HILLYARD OHIO	\$964.41	O
56624	05/30/2024	05/30/2024	AW	JOHNSON PLASTICS PLUS	\$316.16	O
56625	05/30/2024	05/30/2024	AW	KADRA-AYAN AHMED	\$40.54	O
56626	05/30/2024	05/30/2024	AW	MEADE ROOFING SERVICES, INC.	\$1,300.00	O
56627	05/30/2024	05/30/2024	AW	OAKLAND NURSERY	\$68.93	O
56628	05/30/2024	05/30/2024	AW	ODP BUSINESS SOLUTIONS, LLC	\$600.33	O
56629	05/30/2024	05/30/2024	AW	ORKIN	\$97.99	O
56630	05/30/2024	05/30/2024	AW	PLAYAWAY PRODUCTS	\$112.48	O
56631	05/30/2024	05/30/2024	AW	Regal Plumbing & Heating	\$230.00	O
56632	05/30/2024	05/30/2024	AW	STAPLES	\$229.99	O
56633	05/30/2024	05/30/2024	AW	TALEWISE	\$1,000.00	O
56634	05/30/2024	05/30/2024	AW	WORLY PLUMBING SUPPLY	\$58.78	O
Total Payments:					\$919,212.04	
Total Conversion Vouchers:					\$0.00	
Total Less Conversion Vouchers:					\$919,212.04	

Type: AM - Accounting Manual Warrant, AW - Accounting Warrant, IM - Investment Manual Warrant, IW - Investment Warrant, PM - Payroll Manual Warrant, PR - Payroll Warrant, RW - Reduction of Receipt Warrant, SW - Skipped Warrant, WH - Withholding Warrant, WM - Withholding Manual, WS - Special Warrant, CH - Electronic Payment Advice, IL - Investment Loss, EP - Payroll EFT Voucher, CV - Payroll Conversion Voucher, SV - Payroll Special Voucher, EW - Withholding Voucher, POS ADJ - Positive Adjustment, NEG ADJ - Negative Adjustment, POS REAL - Positive Reallocation, NEG REAL - Negative Reallocation

Status: O - Outstanding, C - Cleared, V - Voided, B - Batch

* Asterisked amounts are not included in report totals. These transactions occurred outside the reported date range but are listed for reference.