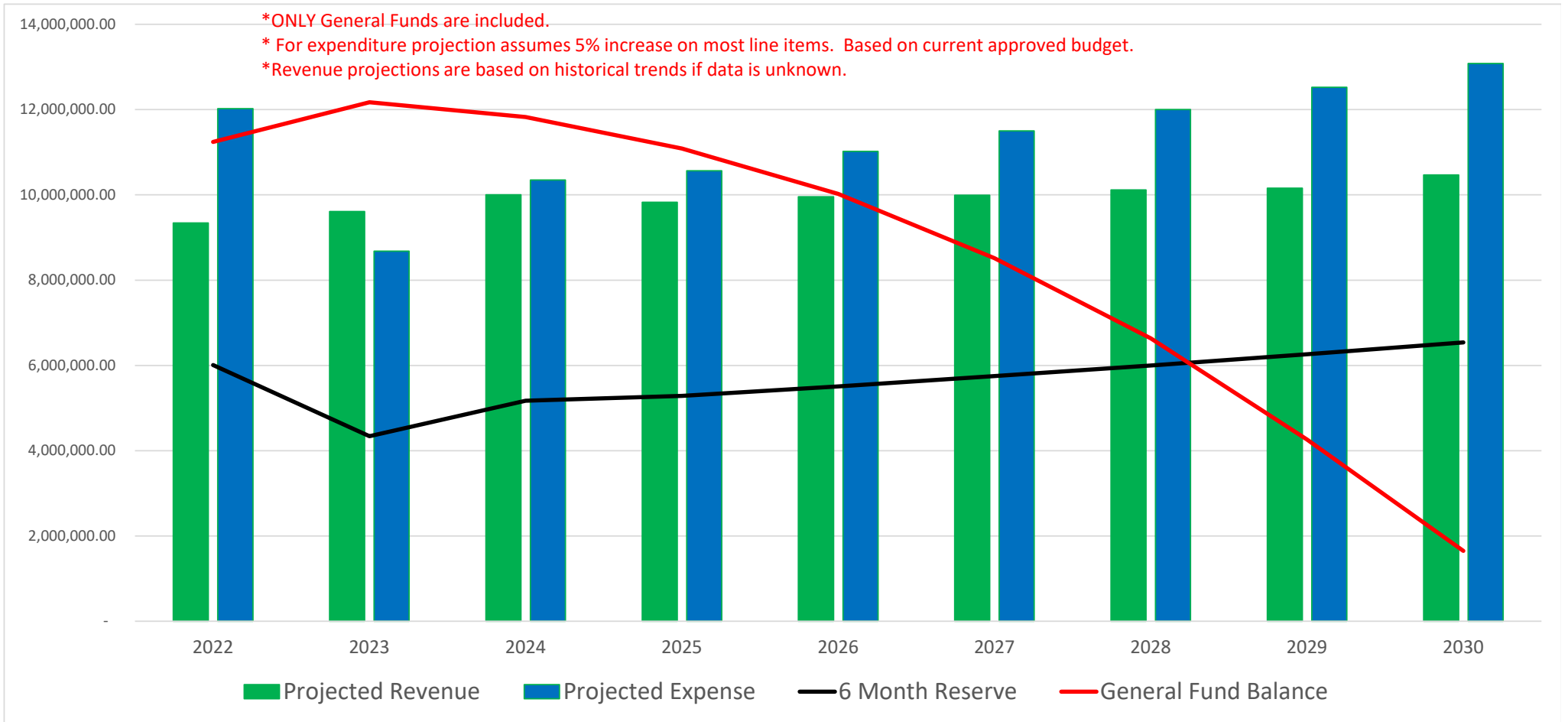


Delaware County District Library
Dashboard
7/31/2024

	2022	2023	2024	2025	2026	2027	2028	2029	2030
Projected Revenue	9,342,151.55	9,608,596.70	10,001,129.96	9,826,232.53	9,955,914.55	9,989,620.55	10,117,451.94	10,154,512.68	10,465,909.36
Projected Expense	12,020,458.33	8,679,294.51	10,346,891.82	10,566,598.93	11,018,211.39	11,499,454.48	11,999,164.78	12,523,635.58	13,079,119.85
6 Month Reserve	6,010,229.17	4,339,647.26	5,173,445.91	5,283,299.47	5,509,105.70	5,749,727.24	5,999,582.39	6,261,817.79	6,539,559.93
General Fund Balance	11,242,862.86	12,172,165.05	11,826,403.19	11,086,036.79	10,023,739.95	8,513,906.02	6,632,193.18	4,263,070.28	1,649,859.79
Net income/(loss)	(2,678,306.78)	929,302.19	(345,761.86)	(740,366.40)	(1,062,296.84)	(1,509,833.93)	(1,881,712.84)	(2,369,122.90)	(2,613,210.49)



**Delaware County District Library
Treasurer's Report
6/30/2024**

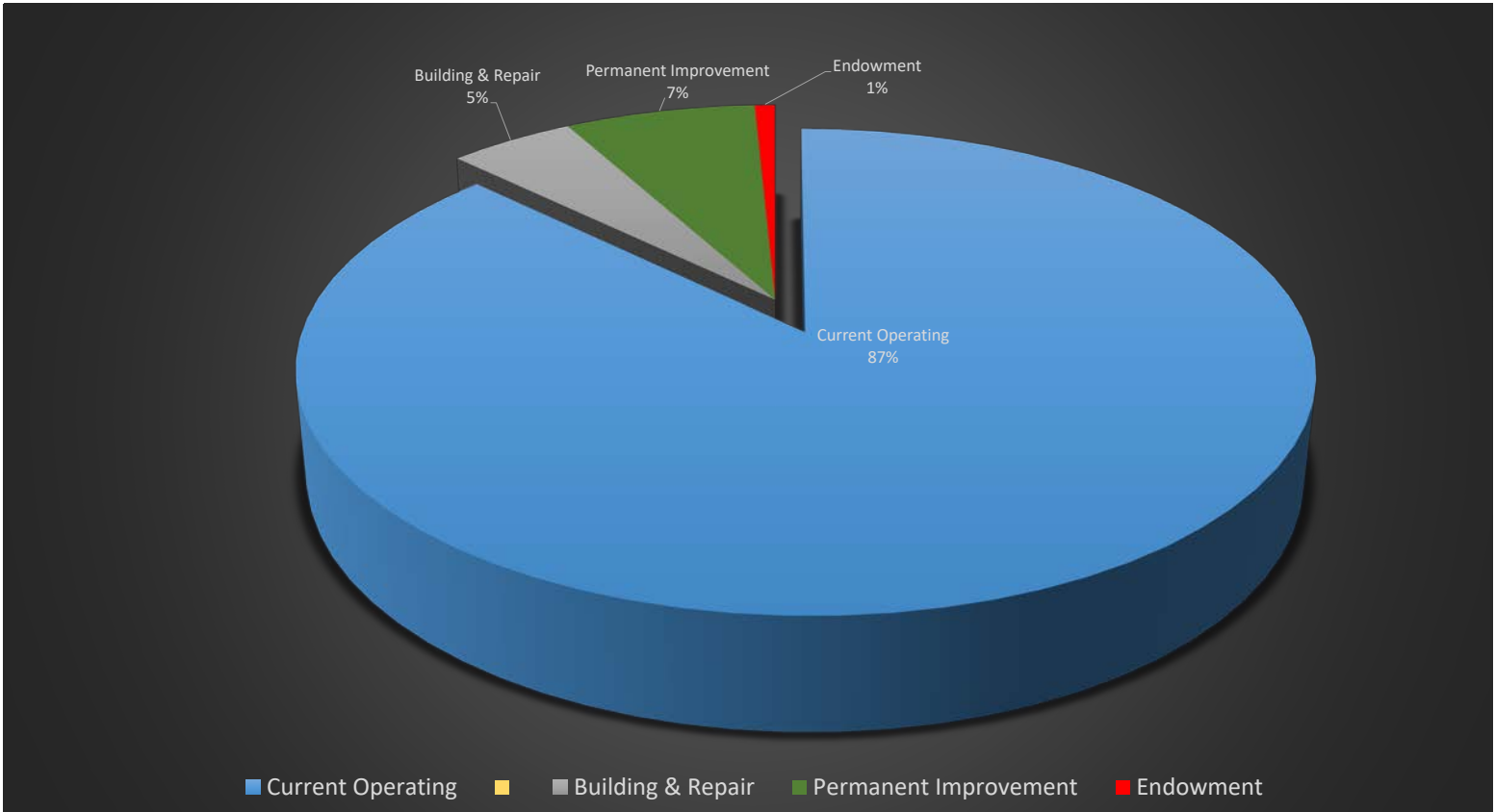
Account	Account Type/Bank	Balance at				New Balance at 6/30/2024
		5/31/2024	Dividend/ Interest	Deposits	Transfers Out/Payments	
Cash for change	Petty Cash (General Fund) *amounts for change/misc small expenses	967.25				967.25
Front desk till	Front Desk Cash (General Fund) *amounts in drawers	788.75				788.75
Primary Checking	First Commonwealth * Earns 4.82%	1,935,730.22	8,073.27	539,906.56	(738,111.46)	1,745,598.59
Securities	5/3 (General Fund) *See listing of investment vehicles	10,745,677.91	20,278.64			10,765,956.55
CD	First Commonwealth (General Fund) *4.83% Matures 4/10/24	0.00				0.00
CD	First Commonwealth (Endowment) *4.83% Matures 4/13/24	78,615.61	302.46			78,918.07
CD	First Commonwealth (Building) *4.83% Matures 4/10/24	0.00				0.00
Money Market	Star Ohio (General Fund) *Daily - 5.44% as of 6/30/24	2,309,159.84	9,425.65		(250,000.00)	2,068,585.49
TOTAL		15,070,939.58	38,080.02	539,906.56	(988,111.46)	14,660,814.70

Current Balances by Fund: (as of 6/30/2024)

General - Current Operating	\$12,788,153.67	87%
Special Revenues	\$0.00	0%
Building & Repair	\$699,462.23	5%
Permanent Improvement	\$1,059,621.55	7%
Endowment	\$113,577.25	1%
TOTAL ALL FUNDS	\$14,660,814.70	100%

Total All Funds by Year:

2020	\$ 15,242,217.58
2021	\$ 16,006,425.92
2022	\$ 20,868,396.66
2023	\$ 14,393,302.81
2024	\$ 14,660,814.70



**Delaware County District Library
Treasurer's Report
7/31/2024**

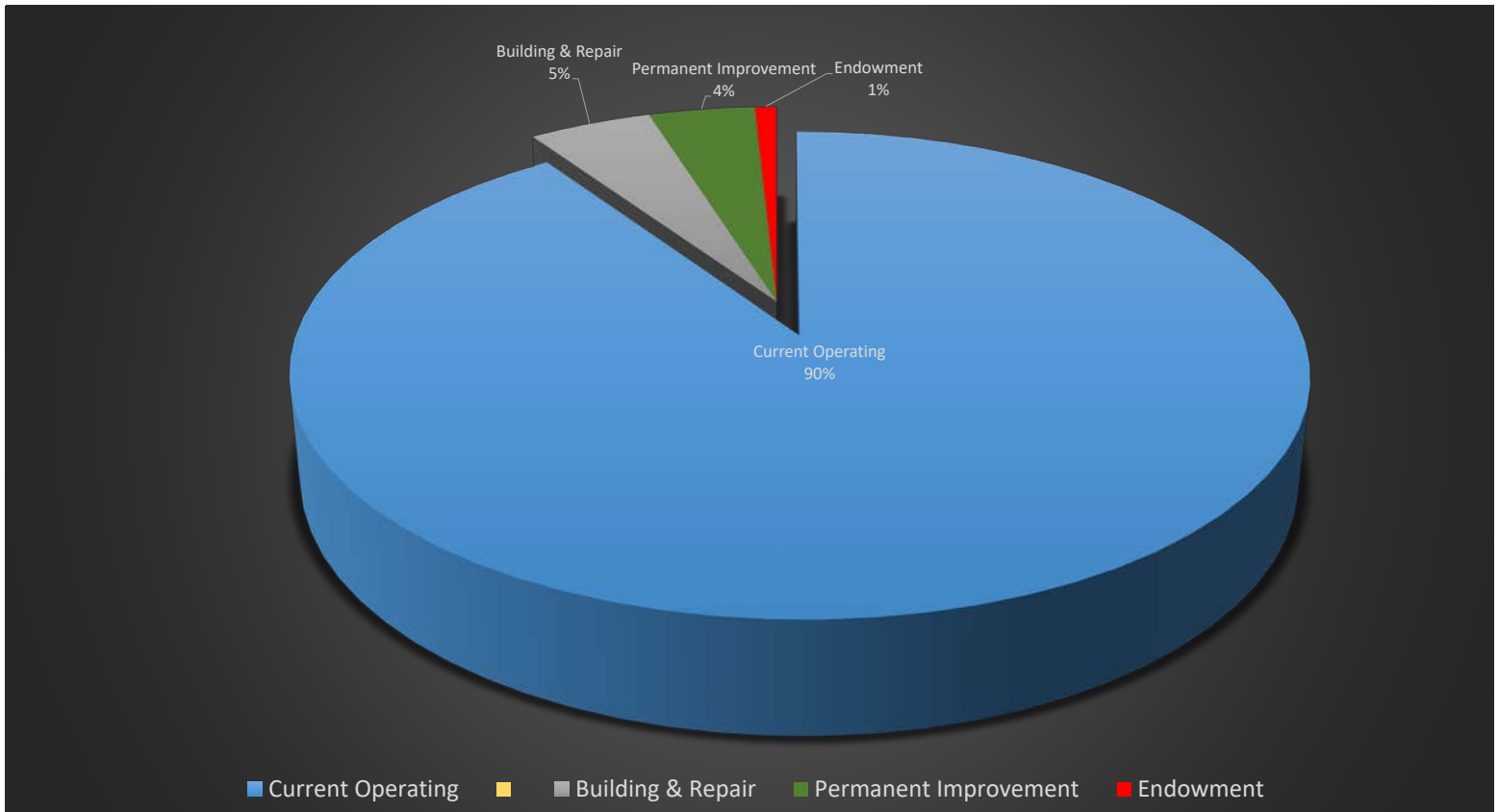
Account	Account Type/Bank	Balance at			Transfers Out/Payments	New Balance at 7/31/2024
		6/30/2024	Dividend/ Interest	Deposits		
Cash for change	Petty Cash (General Fund) *amounts for change/misc small expenses	967.25				967.25
Front desk till	Front Desk Cash (General Fund) *amounts in drawers	788.75				788.75
Primary Checking	First Commonwealth * Earns 4.82%	1,745,598.59	7,280.68	1,236,263.50	(1,228,787.22)	1,760,355.55
Securities	5/3 (General Fund) *See listing of investment vehicles	10,765,956.55	12,601.93		(290,000.00)	10,488,558.48
CD	First Commonwealth (General Fund) *4.83% Matures 4/10/24	0.00				0.00
CD	First Commonwealth (Endowment) *4.83% Matures 4/13/24	78,918.07	284.04			79,202.11
CD	First Commonwealth (Building) *4.83% Matures 4/10/24	0.00				0.00
Money Market	Star Ohio (General Fund) *Daily - 5.44% as of 6/30/24	2,068,585.49	9,440.23		(650,000.00)	1,428,025.72
TOTAL		14,660,814.70	29,606.88	1,236,263.50	(2,168,787.22)	13,757,897.86

Current Balances by Fund: (as of 7/31/2024)

General - Current Operating	\$12,449,070.22	90%
Special Revenues	\$0.00	0%
Building & Repair	\$640,584.74	5%
Permanent Improvement	\$554,381.61	4%
Endowment	\$113,861.29	1%
TOTAL ALL FUNDS	\$13,757,897.86	100%

Total All Funds by Year:

2020	\$ 14,567,291.77
2021	\$ 26,451,241.79
2022	\$ 19,493,362.14
2023	\$ 14,022,648.20
2024	\$ 13,757,897.86





Delaware County District Library Portfolio Management Investment Status Monthly Report 7/31/24

Cusip	Settlement Date	Agency Issuer	Maturity Date	Coupon Rate	Yield to Maturity	Days to Maturity	Par Amount	Price	INITIAL PAYMENT			FIRST COUPON PAYMENT			Unrealized Capital Gains	Next Call Date	Next Coupon Date
									Premium/(Discount)	Accrued Interest	Total	First Coupon Amount	First Coupon Paid On	Net Amount Interest Realized			
Current Holdings																	
Certificates of Deposit																	
14042RPY1	11/17/21	CAPITAL ONE NA	11/18/24	0.700%	0.700%	110	\$ 249,000.00	100.00	\$ 249,000.00	\$ -	\$ 249,000.00	\$ 864.34	5/17/22	\$ 864.34	\$ -	N/A	11/17/24 (S)
87165HJ27	11/19/21	SYNCHRONY BK	11/19/24	0.800%	0.800%	111	\$ 249,000.00	100.00	\$ 249,000.00	\$ -	\$ 249,000.00	\$ 654.90	3/19/22	\$ 654.90	\$ -	N/A	9/19/24 (S)
78011KBT4	3/28/24	ROYAL BUSINESS BK	3/28/25	5.000%	5.000%	240	\$ 245,000.00	100.00	\$ 245,000.00	\$ -	\$ 245,000.00	\$ 12,250.00	3/28/25	\$ 12,250.00	\$ -	N/A	3/28/25
254673D86	5/18/22	DISCOVER BK	5/19/25	3.050%	3.050%	292	\$ 246,000.00	100.00	\$ 246,000.00	\$ -	\$ 246,000.00	\$ 3,782.33	11/18/22	\$ 3,782.33	\$ -	N/A	11/18/24 (S)
45776NY7	3/28/24	INSBANK NASHVILLE	5/28/25	5.000%	5.000%	301	\$ 245,000.00	100.00	\$ 245,000.00	\$ -	\$ 245,000.00	\$ 1,040.41	4/28/24	\$ 1,040.41	\$ -	N/A	8/28/24 (M)
740367TK3	3/22/24	PREFERRED BANK	6/23/25	5.050%	5.050%	327	\$ 245,000.00	100.00	\$ 245,000.00	\$ -	\$ 245,000.00	\$ 1,050.82	4/22/24	\$ 1,050.82	\$ -	N/A	8/22/24 (M)
108622KP5	8/12/20	BRIDGEWATER BK	8/12/25	0.95%	0.95%	377	\$ 250,000.00	100.00	\$ 250,000.00	\$ -	\$ 250,000.00	\$ 63.70	9/12/20	\$ 63.70	\$ -	8/12/24 (M)	8/12/24 (M)
85623P67	9/22/20	STATE BK INDIA	9/22/25	0.500%	0.500%	418	\$ 249,000.00	100.00	\$ 249,000.00	\$ -	\$ 249,000.00	\$ 617.38	3/22/21	\$ 617.38	\$ -	N/A	9/22/24 (S)
95763PSR3	3/26/24	WESTERN ALLIANCE BK	9/26/25	5.050%	5.050%	422	\$ 245,000.00	100.00	\$ 245,000.00	\$ -	\$ 245,000.00	\$ 6,237.10	9/26/24	\$ 6,237.10	\$ -	N/A	9/26/24 (S)
48128WGV1	1/31/22	JPMORGAN CHASE	1/30/26	1.500%	1.500%	548	\$ 249,000.00	100.00	\$ 249,000.00	\$ -	\$ 249,000.00	\$ 1,666.94	7/31/22	\$ 1,666.94	\$ -	1/31/25 (S)	10/31/24 (Q)
27002YGM2	3/22/24	EAGLEBANK BETHESDA	3/23/26	4.650%	4.650%	600	\$ 245,000.00	100.00	\$ 245,000.00	\$ -	\$ 245,000.00	\$ 967.58	4/22/24	\$ 967.58	\$ -	N/A	8/22/24 (M)
947547K79	3/25/24	WEBBANK	3/25/26	5.150%	5.150%	602	\$ 245,000.00	100.00	\$ 245,000.00	\$ -	\$ 245,000.00	\$ 1,071.62	4/25/24	\$ 1,071.62	\$ -	8/25/24 (M)	8/25/24 (M)
31958JAD7	3/26/24	FIRST CTZNS BK	3/26/26	4.750%	4.750%	603	\$ 245,000.00	100.00	\$ 245,000.00	\$ -	\$ 245,000.00	\$ 5,866.58	9/26/24	\$ 5,866.58	\$ -	N/A	9/26/24 (S)
61768ULV7	3/28/24	ORGAN STANLEY PRIVATE B	3/27/26	5.000%	5.000%	604	\$ 245,000.00	100.00	\$ 245,000.00	\$ -	\$ 245,000.00	\$ 6,141.78	9/27/24	\$ 6,141.78	\$ -	9/27/24 (S)	9/27/24 (S)
06051XBV3	3/28/24	BANK OF AMERICA NA	3/30/26	4.850%	4.850%	607	\$ 245,000.00	100.00	\$ 245,000.00	\$ -	\$ 245,000.00	\$ 5,990.08	9/28/24	\$ 5,990.08	\$ -	N/A	9/28/24 (S)
33947GHG0	5/23/24	FLAGSTAR BK NA	5/22/26	5.000%	5.000%	660	\$ 245,000.00	100.00	\$ 245,000.00	\$ -	\$ 245,000.00	\$ 6,175.34	11/23/24	\$ 6,175.34	\$ -	N/A	11/23/24 (S)
05890QBP6	5/23/24	BANC OF CALIF LA	5/26/26	4.950%	4.950%	664	\$ 245,000.00	100.00	\$ 245,000.00	\$ -	\$ 245,000.00	\$ 6,113.59	11/23/24	\$ 6,113.59	\$ -	N/A	11/23/24 (S)
02519ACU9	5/24/24	AMERICAN COMM BK & TR	5/26/26	4.900%	4.900%	664	\$ 125,000.00	100.00	\$ 125,000.00	\$ -	\$ 125,000.00	\$ 520.21	6/24/24	\$ 520.21	\$ -	N/A	8/24/24 (M)
83542MAJ1	3/27/24	SONATA BK	6/26/26	4.650%	4.650%	695	\$ 245,000.00	100.00	\$ 245,000.00	\$ -	\$ 245,000.00	\$ 967.58	4/27/24	\$ 967.58	\$ -	N/A	8/27/24 (M)
70212YBS0	3/27/24	PARTNERS BK CALIF	9/28/26	4.650%	4.650%	789	\$ 245,000.00	100.00	\$ 245,000.00	\$ -	\$ 245,000.00	\$ 5,743.07	9/27/24	\$ 5,743.07	\$ -	N/A	9/27/24 (S)
32021YFF5	3/22/24	FIRST FED SVGS BK	2/22/27	4.650%	4.650%	936	\$ 245,000.00	100.00	\$ 245,000.00	\$ -	\$ 245,000.00	\$ 967.58	4/22/24	\$ 967.58	\$ -	N/A	8/22/24 (M)
91983KZ3	3/25/24	VALLEY NATL BK	3/25/27	4.800%	4.800%	967	\$ 245,000.00	100.00	\$ 245,000.00	\$ -	\$ 245,000.00	\$ 5,681.32	9/25/24	\$ 5,681.32	\$ -	N/A	9/25/24 (S)
30191MAH0	3/27/24	FFB BK FRESNO CALIF	3/29/27	5.100%	5.100%	971	\$ 245,000.00	100.00	\$ 245,000.00	\$ -	\$ 245,000.00	\$ 1,061.22	4/27/24	\$ 1,061.22	\$ -	9/27/24 (M)	8/27/24 (M)
73317ACW0	3/27/24	POPULAR BK NEW YORK	3/29/27	4.650%	4.650%	971	\$ 245,000.00	100.00	\$ 245,000.00	\$ -	\$ 245,000.00	\$ 2,871.53	6/27/24	\$ 2,871.53	\$ -	N/A	9/27/24 (Q)
91330FV8	3/22/24	UNITY BANK	9/27/27	4.250%	4.250%	1,148	\$ 245,000.00	100.00	\$ 245,000.00	\$ -	\$ 245,000.00	\$ 884.35	4/22/24	\$ 884.35	\$ -	N/A	8/22/24 (M)
06610RCS6	3/27/24	BANKERS BK	9/27/27	4.350%	4.350%	1,153	\$ 245,000.00	100.00	\$ 245,000.00	\$ -	\$ 245,000.00	\$ 905.16	4/27/24	\$ 905.16	\$ -	N/A	8/27/24 (M)
74160NKY5	4/2/24	PRIME ALLIANCE BK	10/4/27	5.100%	5.100%	1,160	\$ 245,000.00	100.00	\$ 245,000.00	\$ -	\$ 245,000.00	\$ 1,026.99	5/2/24	\$ 1,026.99	\$ -	N/A	8/2/24 (M)
UST																	
91282CJ6	4/23/24	UST	10/15/26	4.625%	4.730%	806	\$ 500,000.00	99.76	\$ 498,789.06	\$ 505.46	\$ 499,294.52	\$ 11,562.50	10/15/2024	\$ 11,057.04	\$ -	N/A	10/15/24 (S)
91282CKA8	4/23/24	UST	2/15/27	4.125%	4.730%	929	\$ 735,000.00	98.42	\$ 723,372.07	\$ 5,663.94	\$ 729,036.01	\$ 15,159.38	8/15/2024	\$ 9,495.44	\$ -	N/A	8/15/24 (S)
Munis																	
575294RS4	11/5/20	MASON OH MUN REC	12/1/24	4.00%	0.55%	123	\$ 125,000.00	113.873	\$ 142,341.25	\$ -	\$ 142,341.25	\$ 2,861.11	6/1/21	\$ 2,861.11	\$ -	N/A	12/1/24 (S)
575294RT2	11/5/20	MASON OH MUN REC	12/1/25	4.000%	0.700%	488	\$ 170,000.00	116.4160	\$ 197,907.20	\$ -	\$ 197,907.20	\$ 3,891.11	6/1/21	\$ 3,891.11	\$ -	N/A	12/1/24 (S)
Callable Agencies																	
3133ELAJ0	8/19/20	FFCB	8/19/24	0.470%	0.470%	19	\$ 500,000.00	100.0000	\$ 500,000.00	\$ -	\$ 500,000.00	\$ 1,175.00	2/19/21	\$ 1,175.00	\$ -	8/9/24	8/19/24 (S)
3133ELAJ0	8/19/20	FFCB	8/19/24	0.470%	0.470%	19	\$ 500,000.00	100.00	\$ 500,000.00	\$ -	\$ 500,000.00	\$ 1,175.00	2/19/21	\$ 1,175.00	\$ -	8/9/24	8/19/24 (S)
3134GWCB7	9/9/20	FHLMC	9/9/25	0.550%	0.550%	405	\$ 250,000.00	100.0000	\$ 250,000.00	\$ -	\$ 250,000.00	\$ 687.50	3/9/21	\$ 687.50	\$ -	10/9/24 (Q)	9/9/24 (S)
3134GWCB7	9/9/20	FHLMC	9/9/25	0.550%	0.550%	405	\$ 250,000.00	100.00	\$ 250,000.00	\$ -	\$ 250,000.00	\$ 687.50	3/9/21	\$ 687.50	\$ -	9/9/24 (Q)	9/9/24 (S)
3130APT77	11/30/21 ^	FHLB	11/24/26	2.000%	2.000%	846	\$ 250,000.00	100.0000	\$ 250,000.00	\$ 29.17	\$ 250,029.17	\$ 875.00	5/27/22	\$ 845.83	\$ -	8/24/24 (Q)	11/24/24 (S)
3130APT77	11/30/21 ^	FHLB	11/24/26	2.000%	2.000%	846	\$ 350,000.00	100.0000	\$ 350,000.00	\$ 40.83	\$ 350,040.83	\$ 1,225.00	5/24/22	\$ 1,184.17	\$ -	8/24/24 (Q)	11/24/24 (S)
3130ARVA3	4/17/24	FHLB	5/26/27	4.000%	4.850%	1,029	\$ 300,000.00	97.8700	\$ 292,710.00	\$ 4,700.00	\$ 297,410.00	\$ 6,000.00	9/26/24	\$ 1,300.00	\$ -	8/26/24 (Q)	11/26/24 (S)
Totals							\$10,447,000.00		\$ 10,472,119.58	\$ 10,939.40	\$ 10,483,058.98			\$ -			
Money Market Balance									\$	16,438.90							
Total Cost Basis									\$	10,488,558.48							

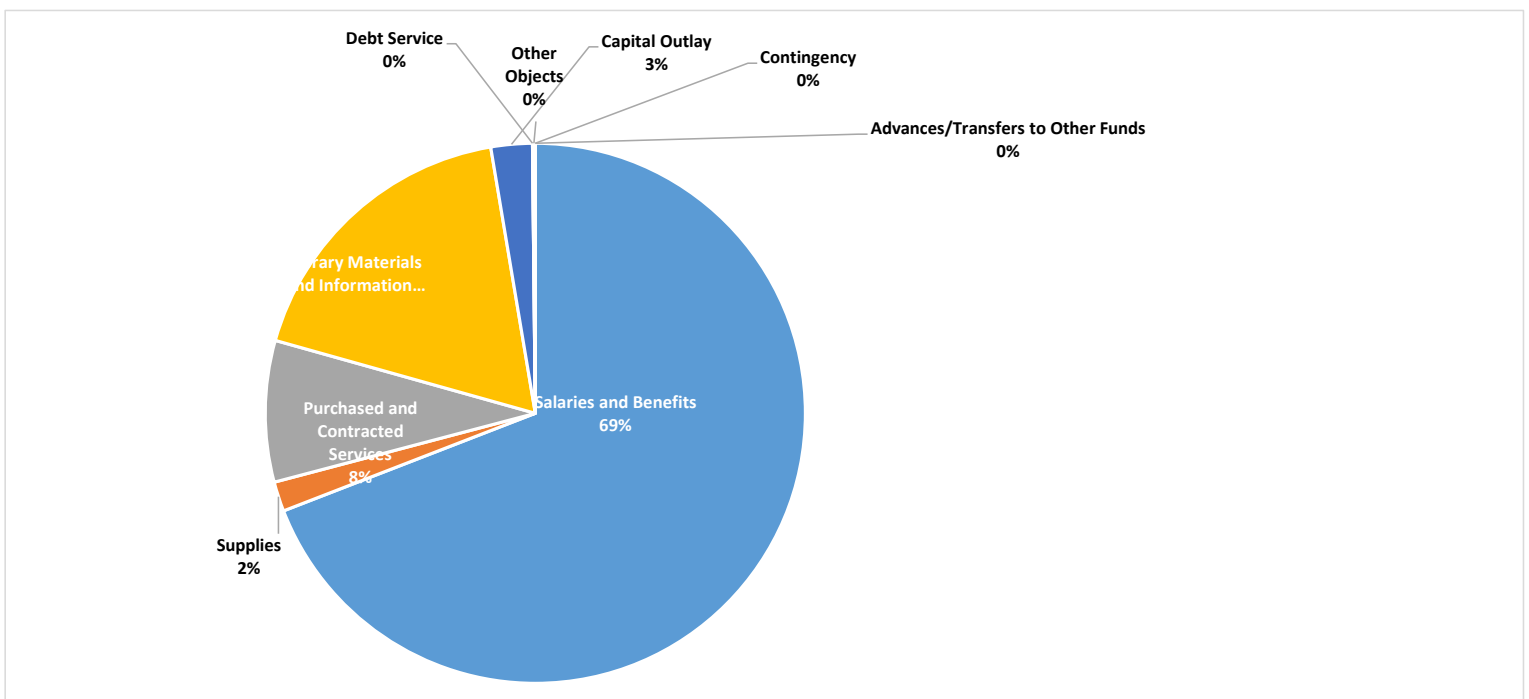
*Coupon Ra *Coupon Rate= 0.70% then resets 11/24/23 @ 2.0%
*Coupon Rate = 0.3% then resets annually starting on 8/12/22 @ .65% .95% 1.1%

Cusip	Settlement Date	Full or Partial Call?	Agency Issuer	Maturity Date	Coupon Rate	Final Call?	Par Amount	Price	INITIAL PAYMENT			REDEMPTION PAYMENT			Realized Capital Gains	Remaining Principal	CALLED Upon Date
									Premium/(Discount)	Accrued Interest	Total	Par Amount Redeemed	Interest Paid at Redemption	Total Redeemed			
\$ - \$ - \$ -																	

Brian R. Carter
Vice President
Fifth Third Securities, Inc.
Columbus, Ohio 43215
614-744-5496

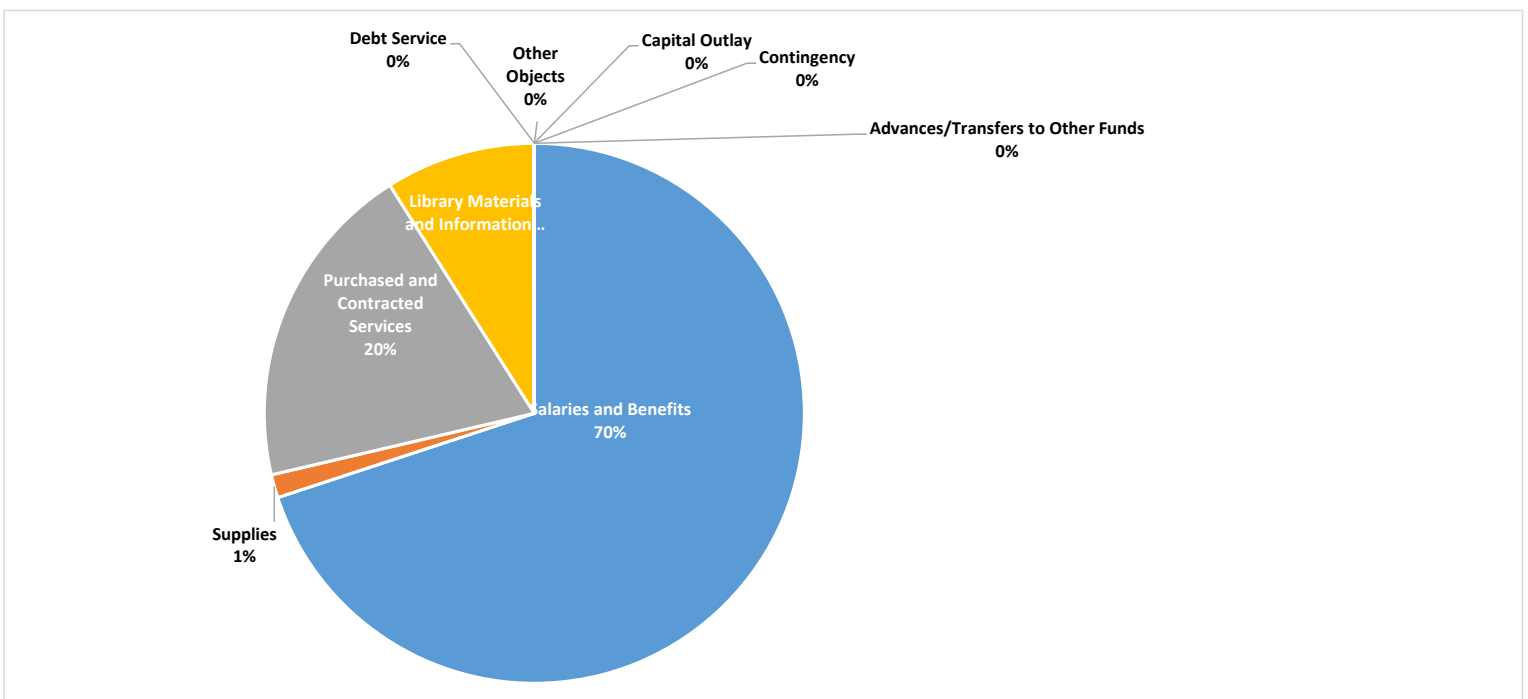
Delaware County District Library Financial Statement For the Month Ended 6/30/24

	GENERAL	BUILDING AND REPAIR	PERMANENT IMPROVEMENT	ENDOWMENT	TOTAL
Beginning Cash Balance	13,185,473.54	715,324.06	1,056,867.19	113,274.79	15,070,939.58
Revenues:					
Taxes	281,752.75				281,752.75
Patron Fees	7,200.39				7,200.39
Earnings on Investments	33,205.03	1,818.17	2,754.36	302.46	38,080.02
Miscellaneous Receipts	-		-		-
Contributions, Gifts, Donations	1,100.00				1,100.00
Grants					-
Transfers From Other Funds	-		-		-
Total Revenues	323,258.17	1,818.17	2,754.36	302.46	328,133.16
Disbursements:					
Salaries and Benefits	498,021.01				498,021.01
Supplies	12,822.26				12,822.26
Purchased and Contracted Services	60,942.93				60,942.93
Library Materials and Information	129,740.80				129,740.80
Capital Outlay	17,852.04	17,680.00			35,532.04
Debt Service	-				-
Other Objects	1,199.00				1,199.00
Contingency	-				-
Advances/Transfers to Other Funds	-				-
Total Disbursements	720,578.04	17,680.00	-	-	738,258.04
Ending Cash Balances	12,788,153.67	699,462.23	1,059,621.55	113,577.25	14,660,814.70
Encumbrances	1,113,614.73	95,133.00	1,533.07	-	1,210,280.80
Available For Expenditure	11,674,538.94	604,329.23	1,058,088.48	113,577.25	13,450,533.90



Delaware County District Library Financial Statement For the Month Ended 7/31/24

	GENERAL	BUILDING AND REPAIR	PERMANENT IMPROVEMENT	ENDOWMENT	TOTAL
Beginning Cash Balance	12,788,153.67	699,462.23	1,059,621.55	113,577.25	14,660,814.70
Revenues:					
Taxes	282,963.43				282,963.43
Patron Fees	7,529.92				7,529.92
Earnings on Investments	26,747.59	1,380.51	1,194.74	284.04	29,606.88
Miscellaneous Receipts	-		-		-
Contributions, Gifts, Donations	5,995.00				5,995.00
Grants					-
Transfers From Other Funds	-		-		-
Total Revenues	323,235.94	1,380.51	1,194.74	284.04	326,095.23
Disbursements:					
Salaries and Benefits	463,289.27				463,289.27
Supplies	9,206.52				9,206.52
Purchased and Contracted Services	130,307.53		6,950.00		137,257.53
Library Materials and Information	59,330.17				59,330.17
Capital Outlay	185.90	60,258.00	499,484.68		559,928.58
Debt Service	-				-
Other Objects	-				-
Contingency	-				-
Advances/Transfers to Other Funds	-				-
Total Disbursements	662,319.39	60,258.00	506,434.68	-	1,229,012.07
Ending Cash Balances	12,449,070.22	640,584.74	554,381.61	113,861.29	13,757,897.86
Encumbrances	995,000.64	34,875.00	178,878.62	-	1,208,754.26
Available For Expenditure	11,454,069.58	605,709.74	375,502.99	113,861.29	12,549,143.60



Delaware County District Library
Financial Summary - Actual YTD
7/31/2024

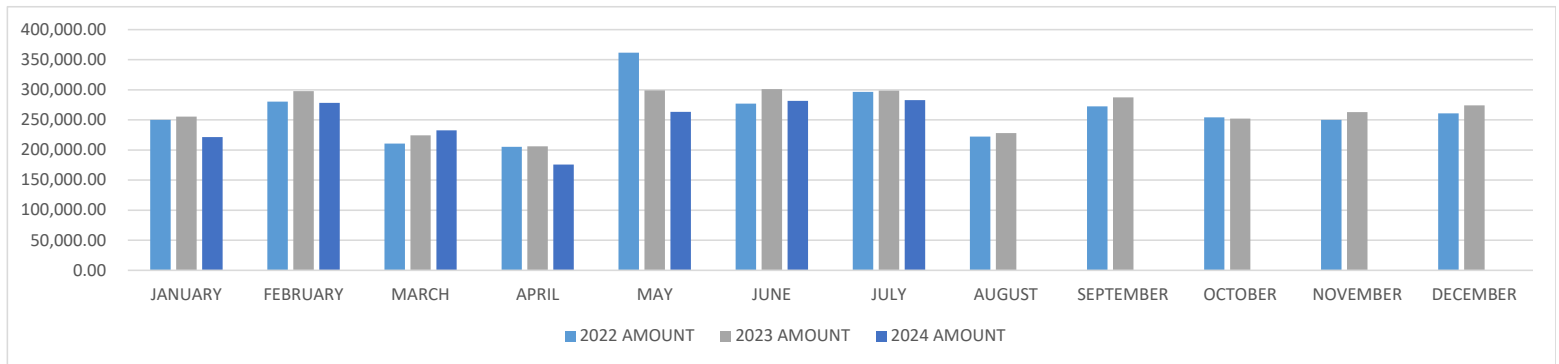
	Budget	January	February	March	April	May	June	July	Year to Date Rev/Expense	Over/(Under) Budget	YTD %
General Fund											
Revenues											
Public Library Fund	3,072,144.61	221,520.48	278,209.01	232,507.62	175,936.75	263,528.14	281,752.75	282,963.43	1,736,418.18	(1,335,726.43)	57%
Levy - County Property Tax	6,180,830.98	-	-	2,882,212.82	314,737.50	2,219.70	-	-	3,199,170.02	(2,981,660.96)	52%
Other	246,200.00	79,211.33	59,379.62	31,081.97	49,446.82	63,550.64	41,505.42	40,272.51	364,448.31	118,248.31	148%
Total Revenues	9,499,175.59	300,731.81	337,588.63	3,145,802.41	540,121.07	329,298.48	323,258.17	323,235.94	5,300,036.51	(4,199,139.08)	56%
Expenditures											
Salaries & Benefits	6,422,929.84	465,002.45	436,771.29	438,822.25	443,111.96	602,392.28	498,021.01	463,289.27	3,347,410.51	(3,075,519.33)	52%
Supplies	227,000.00	9,032.03	6,695.06	8,590.09	12,934.57	10,058.60	12,822.26	9,206.52	69,339.13	(157,660.87)	31%
Purchased and Contracted Services	1,572,700.00	175,384.67	102,210.53	206,431.80	156,396.12	84,553.43	60,942.93	130,307.53	916,227.01	(656,472.99)	58%
Materials	1,024,266.00	25,827.96	86,546.10	75,914.52	54,761.51	118,919.25	129,740.80	59,330.17	551,040.31	(473,225.69)	54%
Capital	185,000.00	148.00	-	968.33	1,792.57	7,126.55	17,852.04	185.90	28,073.39	(156,926.61)	15%
Debt Service	972,250.00	-	-	-	-	91,125.00	-	-	91,125.00	(881,125.00)	9%
Other	28,700.00	6,951.25	270.74	11,495.00	-	-	1,199.00	-	19,915.99	(8,784.01)	69%
Contingency	-	-	-	-	-	-	-	-	-	-	0%
Advances/Transfer to Other Funds	700,000.00	-	-	-	-	-	-	-	-	(700,000.00)	0%
Total Expenditures	11,132,845.84	682,346.36	632,493.72	742,221.99	668,996.73	914,175.11	720,578.04	662,319.39	5,023,131.34	(6,109,714.50)	45%
Building and Repair (Minor Capital Projects)											
Revenues	16,800.00	-	-	7,219.80	804.25	2,995.90	1,818.17	1,380.51	14,218.63	(2,581.37)	
Expenditures	500,000.00	9,000.00	-	-	4,375.00	890.00	17,680.00	60,258.00	92,203.00	(407,797.00)	18%
Permanent Improvement Funds											
Revenues	12,000.00	-	-	6,190.19	1,191.67	4,426.34	2,754.36	1,194.74	15,757.30	3,757.30	
Expenditures	1,092,750.00	158,235.81	17,585.00	17,485.67	75,010.56	4,362.50	-	506,434.68	779,114.22	(313,635.78)	71%
Endowment Funds											
Revenues	1,200.00	289.86	310.17	291.31	302.50	291.62	302.46	284.04	2,071.96	871.96	173%
Expenditures	-	-	-	-	-	-	-	-	-	-	#DIV/0!
Total All Funds											
Revenues	9,529,175.59	301,021.67	337,898.80	3,159,503.71	542,419.49	337,012.34	328,133.16	326,095.23	5,332,084.40	(4,197,091.19)	56%
Expenditures	12,725,595.84	849,582.17	650,078.72	759,707.66	748,382.29	919,427.61	738,258.04	1,229,012.07	5,894,448.56	(6,831,147.28)	46.3%

Delaware County District Library
Financial Summary - Projected
07/31/24

	Budget	January	February	March	April	May	June	July	August	September	October	November	December	Year to Date Rev/Expense	Over/(Under) Budget	YTD %
General Fund																
Revenues																
Public Library Fund	3,072,144.61	221,520.48	278,209.01	232,507.62	175,936.75	263,528.14	281,752.75	282,963.43	224,180.63	265,000.00	180,000.00	250,000.00	328,000.00	2,983,598.81	(8,545.80)	97%
Levy - County Property Tax	6,180,830.98	-	-	2,882,212.82	314,737.50	2,219.70	-	-	2,882,212.82	314,700.00	2,150.00	-	-	6,398,232.84	217,401.86	104%
Other	246,200.00	79,211.33	59,379.62	31,081.97	49,446.82	63,550.64	41,505.42	40,272.51	46,050.00	68,550.00	41,150.00	57,550.00	41,550.00	619,298.31	373,098.31	252%
Total Revenues	9,499,175.59	300,731.81	337,588.63	3,145,802.41	540,121.07	329,298.48	323,258.17	323,235.94	3,152,443.45	648,250.00	223,300.00	307,550.00	369,550.00	10,001,129.96	501,954.37	105%
Expenditures																
Salaries & Benefits	6,422,929.84	465,002.45	436,771.29	438,822.25	443,111.96	602,392.28	498,021.01	463,289.27	474,415.48	475,866.00	475,866.00	660,455.00	509,055.00	5,943,067.99	(479,861.85)	93%
Supplies	227,000.00	9,032.03	6,695.06	8,590.09	12,934.57	10,058.60	12,822.26	9,206.52	15,950.00	12,950.00	15,700.00	13,700.00	12,700.00	140,339.13	(86,660.87)	62%
Purchased and Contracted Services	1,572,700.00	175,384.67	102,210.53	206,431.80	156,396.12	84,553.43	60,942.93	130,307.53	125,665.00	86,589.00	169,565.00	79,965.00	84,614.00	1,462,625.01	(110,074.99)	93%
Materials	1,024,266.00	25,827.96	86,546.10	75,914.52	54,761.51	118,919.25	129,740.80	59,330.17	81,530.00	76,500.00	97,800.00	74,100.00	73,600.00	954,570.31	(69,695.69)	93%
Capital	185,000.00	148.00	-	968.33	1,792.57	7,126.55	17,852.04	185.90	11,000.00	76,000.00	11,000.00	11,750.00	11,000.00	148,823.39	(36,176.61)	80%
Debt Service	972,250.00	-	-	-	-	91,125.00	-	-	-	-	-	881,125.00	-	972,250.00	-	100%
Other	28,700.00	6,951.25	270.74	11,495.00	-	-	1,199.00	-	1,400.00	1,100.00	1,100.00	600.00	1,100.00	25,215.99	(3,484.01)	88%
Contingency	-	-	-	-	-	-	-	-	-	-	-	-	-	-	-	0%
Advances/Transfer to Other Funds	700,000.00	-	-	-	-	-	-	-	-	-	-	-	700,000.00	700,000.00	-	100%
Total Expenditures	11,132,845.84	682,346.36	632,493.72	742,221.99	668,996.73	914,175.11	720,578.04	662,319.39	709,960.48	729,005.00	771,031.00	1,721,695.00	1,392,069.00	10,346,891.82	(785,954.02)	93%
Building and Repair (Minor Capital Projects)																
Revenues	16,800.00	-	-	7,219.80	804.25	2,995.90	1,818.17	1,380.51	1,500.00	2,000.00	1,500.00	2,000.00	1,500.00	22,718.63	5,918.63	135%
Expenditures	500,000.00	9,000.00	-	-	4,375.00	890.00	17,680.00	60,258.00	20,000.00	20,000.00	20,000.00	20,000.00	20,000.00	192,203.00	(307,797.00)	38%
Permanent Improvement Funds																
Revenues	12,000.00	-	-	6,190.19	1,191.67	4,426.34	2,754.36	1,194.74	1,000.00	1,000.00	800.00	1,000.00	1,000.00	20,557.30	8,557.30	171%
Expenditures	1,092,750.00	158,235.81	17,585.00	17,485.67	75,010.56	4,362.50	-	506,434.68	3,475.00	3,475.00	3,475.00	3,475.00	182,353.62	975,367.84	(117,382.16)	89%
Endowment Funds																
Revenues	1,200.00	289.86	310.17	291.31	302.50	291.62	302.46	284.04	285.00	285.00	285.00	285.00	285.00	3,496.96	2,296.96	291%
Expenditures	-	-	-	-	-	-	-	-	-	-	-	-	-	-	-	#DIV/0!
Total All Funds																
Revenues	9,529,175.59	301,021.67	337,898.80	3,159,503.71	542,419.49	337,012.34	328,133.16	326,095.23	3,155,228.45	651,535.00	225,885.00	310,835.00	372,335.00	10,047,902.85	518,727.26	105%
Expenditures	12,725,595.84	849,582.17	650,078.72	759,707.66	748,382.29	919,427.61	738,258.04	1,229,012.07	733,435.48	752,480.00	794,506.00	1,745,170.00	1,594,422.62	11,514,462.66	(1,211,133.18)	90%

**DELAWARE COUNTY DISTRICT LIBRARY
PUBLIC LIBRARY FUND INCOME - THREE YEAR HISTORY
As of July 31, 2024**

	2022		2023		2024		\$ DIFFERENCE 2023/2024	% CHANGE 2023/2024
	AMOUNT	% OF TOTAL	AMOUNT	% OF TOTAL	AMOUNT	% OF TOTAL		
JANUARY	249,964.13	8%	255,651.09	8%	221,520.48	7%	(34,130.61)	-13%
FEBRUARY	280,524.08	10%	297,757.40	9%	278,209.01	9%	(19,548.39)	-7%
MARCH	210,496.10	8%	224,470.59	7%	232,507.62	8%	8,037.03	4%
APRIL	205,393.69	7%	206,159.35	7%	175,936.75	6%	(30,222.60)	-15%
MAY	361,526.40	9%	299,211.54	12%	263,528.14	9%	(35,683.40)	-12%
JUNE	276,943.54	12%	301,152.69	9%	281,752.75	9%	(19,399.94)	-6%
JULY	296,610.36	11%	298,453.57	10%	282,963.43	9%	(15,490.14)	-5%
AUGUST	222,356.30	8%	228,255.23	7%	0.00	0%		0%
SEPTEMBER	272,427.27	10%	287,421.61	9%	0.00	0%		0%
OCTOBER	254,402.41	9%	252,336.25	8%	0.00	0%		0%
NOVEMBER	250,049.15	10%	262,746.47	8%	0.00	0%		0%
DECEMBER	260,672.09	10%	274,051.06	9%	0.00	0%		0%
TOTAL	3,141,365.52		3,187,666.85	YTD ACTUAL	1,736,418.18			
				EOY ESTIMATE	3,072,144.61	ACT 24/EST 24	(1,335,726.43)	-43%



	DELAWARE COUNTY	FRANKLIN COUNTY	TOTAL
JANUARY	221,326.84	193.64	221,520.48
FEBRUARY	277,965.82	243.19	278,209.01
MARCH	232,304.37	203.25	232,507.62
APRIL	175,782.96	153.79	175,936.75
MAY	263,297.78	230.36	263,528.14
JUNE	281,506.46	246.29	281,752.75
JULY	282,716.08	247.35	282,963.43
AUGUST			-
SEPTEMBER			-
OCTOBER			-
NOVEMBER			-
DECEMBER			-
TOTAL	1,734,900.31	1,517.87	1,736,418.18

Delaware County District Library
Bank Reconciliation
6/30/2024

Bank Statement Amounts:

Petty Cash/Cash Drawers (General Fund)	1,756.00
First Commonwealth	1,799,105.16
5/3 (General Fund)	10,765,956.55
First Commonwealth (General Fund)	-
First Commonwealth (Endowment)	78,918.07
First Commonwealth (Building)	-
Star Ohio (General Fund)	2,068,585.49
Total Statement Balances	<u>14,714,321.27</u>

Adjustments (Items not yet reflected on statements):

Outstanding Checks	
052383 SARAH LLOYD	19.06
052448 KNIGHTS OF THE ROSE, INC	700.00
UAN Checks Uncleared	52,787.51
Total Adjustments	<u>53,506.57</u>
Adjust bank balances	<u>14,660,814.70</u>

UAN Fund Balances

1000 General Fund	12,788,153.67
4001 Building & Repair	699,462.23
4002 Permanent Improvement Fund	1,059,621.55
4501 Endowment Fund	113,577.25

Adjustments (Items not yet reflected in General Ledger):

Total UAN Fund Balances	<u>14,660,814.70</u>
-------------------------	----------------------

Out of Balance

-

Delaware County District Library
Bank Reconciliation
7/31/2024

Bank Statement Amounts:

Petty Cash/Cash Drawers (General Fund)	1,756.00
First Commonwealth	1,631,440.91
5/3 (General Fund)	10,488,558.48
First Commonwealth (General Fund)	-
First Commonwealth (Endowment)	79,202.11
First Commonwealth (Building)	-
Star Ohio (General Fund)	1,428,025.72
Total Statement Balances	<u>13,628,983.22</u>

Adjustments (Items not yet reflected on statements):

Outstanding Deposit	
Star Ohio Funds in transit to First Commonwealth	650,000.00
Outstanding Checks	
052383 SARAH LLOYD	19.06
052448 KNIGHTS OF THE ROSE, INC	700.00
UAN Checks Uncleared	520,366.30
Total Adjustments	<u>521,085.36</u>
Adjust bank balances	<u>13,757,897.86</u>

UAN Fund Balances

1000 General Fund	12,449,070.22
4001 Building & Repair	640,584.74
4002 Permanent Improvement Fund	554,381.61
4501 Endowment Fund	113,861.29

Adjustments (Items not yet reflected in General Ledger):

Total UAN Fund Balances	<u>13,757,897.86</u>
-------------------------	----------------------

Out of Balance

-

Payment Listing

6/1/2024 to 7/31/2024

Payment Advice #	Post Date	Transaction Date	Type	Vendor / Payee	Amount	Status
217-2024	06/03/2024	05/31/2024	CH	FRONTIER	\$154.28	C
218-2024	06/03/2024	05/31/2024	CH	FRONTIER	\$387.19	C
219-2024	06/03/2024	05/31/2024	CH	REPUBLIC SERVICES INC	\$89.60	C
221-2024	06/03/2024	05/31/2024	CH	REPUBLIC SERVICES INC	\$66.11	C
222-2024	06/03/2024	05/31/2024	CH	REPUBLIC SERVICES INC	\$65.20	C
223-2024	06/03/2024	05/31/2024	CH	REPUBLIC SERVICES INC	\$138.84	C
224-2024	06/03/2024	05/31/2024	CH	COLUMBIA GAS OF OHIO, INC.	\$300.69	C
225-2024	06/03/2024	05/31/2024	CH	COLUMBIA GAS OF OHIO, INC.	\$303.08	C
226-2024	06/04/2024	05/31/2024	CH	DEL CO WATER	\$18.60	C
227-2024	06/04/2024	05/31/2024	CH	DEL CO WATER	\$20.40	C
228-2024	06/04/2024	05/31/2024	CH	DEL CO WATER	\$241.00	C
229-2024	06/03/2024	05/31/2024	CH	AMERICAN ELECTRIC POWER	\$3,704.65	C
230-2024	06/03/2024	05/31/2024	CH	AMERICAN ELECTRIC POWER	\$3,586.66	C
232-2024	06/10/2024	05/31/2024	CH	DELAWARE COUNTY REGIONAL SEWER	\$1,071.72	C
233-2024	06/10/2024	05/31/2024	CH	DELAWARE COUNTY REGIONAL SEWER	\$169.65	C
234-2024	06/10/2024	05/31/2024	CH	DELAWARE COUNTY REGIONAL SEWER	\$117.00	C
235-2024	06/07/2024	06/03/2024	CH	PAYCOR, INC.	\$336.00	V
235-2024	06/07/2024	06/14/2024	CH	PAYCOR, INC.	-\$336.00	V
236-2024	06/06/2024	06/06/2024	CH	AES OHIO	\$240.95	C
237-2024	06/14/2024	06/06/2024	CH	PAYROLL ACCOUNT	\$148,864.76	C
238-2024	06/14/2024	06/06/2024	CH	OHIO DEFERRED COMPENSATION	\$3,623.00	C
239-2024	06/14/2024	06/06/2024	CH	OHIO DEFERRED COMPENSATION	\$225.00	C
240-2024	06/13/2024	06/13/2024	CH	TREASURER OF STATE	\$1,074.00	C
241-2024	06/14/2024	06/14/2024	CH	DEL CO WATER	\$221.00	C
242-2024	06/14/2024	06/14/2024	CH	FRONTIER	\$211.93	C
243-2024	06/14/2024	06/14/2024	CH	PAYCOR, INC.	\$3,519.25	C
244-2024	06/14/2024	06/14/2024	CH	PAYCOR, INC.	\$1,000.00	C
245-2024	06/03/2024	06/14/2024	CH	FINET	\$28.16	C
246-2024	06/03/2024	06/14/2024	CH	FINET	\$26.11	C
247-2024	06/03/2024	06/14/2024	CH	FINET	\$71.74	C
248-2024	06/03/2024	06/14/2024	CH	FINET	\$197.74	C
249-2024	06/03/2024	06/14/2024	CH	FINET	\$79.65	C
250-2024	06/18/2024	06/18/2024	CH	FIRST COMMONWEALTH BANK	\$400.85	C
251-2024	06/18/2024	06/18/2024	CH	FIRST COMMONWEALTH BANK	\$916.01	C
252-2024	06/18/2024	06/18/2024	CH	FIRST COMMONWEALTH BANK	\$767.76	C
253-2024	06/18/2024	06/18/2024	CH	FIRST COMMONWEALTH BANK	\$360.66	C
254-2024	06/18/2024	06/18/2024	CH	FIRST COMMONWEALTH BANK	\$790.61	C
255-2024	06/18/2024	06/18/2024	CH	FIRST COMMONWEALTH BANK	\$8.99	C
256-2024	06/18/2024	06/18/2024	CH	FIRST COMMONWEALTH BANK	\$563.51	C
257-2024	06/18/2024	06/18/2024	CH	FIRST COMMONWEALTH BANK	\$307.50	C
258-2024	06/30/2024	06/18/2024	CH	CITY OF DELAWARE	\$284.74	C
259-2024	07/01/2024	06/18/2024	CH	AMERICAN ELECTRIC POWER	\$389.05	C
260-2024	07/01/2024	06/18/2024	CH	AMERICAN ELECTRIC POWER	\$4,218.40	C
261-2024	06/18/2024	06/18/2024	CH	CHARTER COMMUNICATIONS	\$480.00	C
262-2024	06/18/2024	06/18/2024	CH	CHARTER COMMUNICATIONS	\$3,206.25	C
263-2024	06/18/2024	06/18/2024	CH	CHARTER COMMUNICATIONS	\$237.50	C

Payment Listing

6/1/2024 to 7/31/2024

Payment Advice #	Post Date	Transaction Date	Type	Vendor / Payee	Amount	Status
264-2024	06/18/2024	06/18/2024	CH	COLUMBIA GAS OF OHIO, INC.	\$549.24	C
265-2024	06/18/2024	06/18/2024	CH	COLUMBIA GAS OF OHIO, INC.	\$52.92	C
266-2024	06/18/2024	06/18/2024	CH	US BANK EQUIPMENT FINANCE	\$3,309.98	C
267-2024	06/18/2024	06/18/2024	CH	US BANK EQUIPMENT FINANCE	\$515.16	C
268-2024	06/28/2024	06/21/2024	CH	PAYROLL ACCOUNT	\$150,719.15	C
269-2024	06/28/2024	06/21/2024	CH	OHIO DEFERRED COMPENSATION	\$3,623.00	C
270-2024	06/28/2024	06/21/2024	CH	OHIO DEFERRED COMPENSATION	\$225.00	C
271-2024	06/28/2024	06/26/2024	CH	Ohio Public Employees Retirement System	\$122,476.95	C
272-2024	07/08/2024	06/26/2024	CH	COLUMBIA GAS OF OHIO, INC.	\$298.91	C
273-2024	07/08/2024	06/26/2024	CH	COLUMBIA GAS OF OHIO, INC.	\$252.88	C
274-2024	07/02/2024	06/26/2024	CH	DEL CO WATER	\$241.00	C
275-2024	07/02/2024	06/26/2024	CH	DEL CO WATER	\$17.70	C
276-2024	07/02/2024	06/26/2024	CH	DEL CO WATER	\$18.60	C
277-2024	07/09/2024	06/26/2024	CH	AMERICAN ELECTRIC POWER	\$4,432.65	C
278-2024	07/16/2024	06/26/2024	CH	AMERICAN ELECTRIC POWER	\$3,539.35	C
279-2024	07/02/2024	06/27/2024	CH	FRONTIER	\$154.28	C
280-2024	06/26/2024	06/27/2024	CH	UNITED HEALTHCARE	\$66,220.11	C
281-2024	06/26/2024	06/27/2024	CH	VISION SERVICE PLAN - (CT)	\$668.32	C
282-2024	06/27/2024	06/27/2024	CH	OneAmerica Financial Partners, Inc	\$911.72	C
283-2024	07/08/2024	06/27/2024	CH	REPUBLIC SERVICES INC	\$88.66	C
284-2024	07/08/2024	06/27/2024	CH	REPUBLIC SERVICES INC	\$185.76	C
285-2024	07/08/2024	06/27/2024	CH	REPUBLIC SERVICES INC	\$64.48	C
286-2024	07/08/2024	06/27/2024	CH	REPUBLIC SERVICES INC	\$95.72	C
287-2024	07/08/2024	06/27/2024	CH	REPUBLIC SERVICES INC	\$65.39	C
288-2024	07/05/2024	07/05/2024	CH	AES OHIO	\$289.35	C
289-2024	07/12/2024	07/05/2024	CH	US BANK EQUIPMENT FINANCE	\$515.16	C
290-2024	07/16/2024	07/05/2024	CH	DEL CO WATER	\$221.00	C
291-2024	07/05/2024	07/05/2024	CH	FRONTIER	\$387.19	C
292-2024	07/05/2024	07/15/2024	CH	AMAZON CAPITAL SERVICES	\$1,309.61	C
293-2024	07/12/2024	07/15/2024	CH	PAYROLL ACCOUNT	\$151,884.05	C
294-2024	07/12/2024	07/15/2024	CH	OHIO DEFERRED COMPENSATION	\$3,623.00	C
295-2024	07/12/2024	07/15/2024	CH	OHIO DEFERRED COMPENSATION	\$225.00	C
296-2024	07/15/2024	07/15/2024	CH	US BANK EQUIPMENT FINANCE	\$3,375.93	C
297-2024	07/25/2024	07/15/2024	CH	COLUMBIA GAS OF OHIO, INC.	\$53.00	C
298-2024	07/31/2024	07/15/2024	CH	AMERICAN ELECTRIC POWER	\$428.61	C
300-2024	07/15/2024	07/17/2024	CH	FIRST COMMONWEALTH BANK	\$2,310.00	C
301-2024	07/15/2024	07/17/2024	CH	FIRST COMMONWEALTH BANK	\$4,290.00	C
302-2024	07/17/2024	07/17/2024	CH	AMAZON CAPITAL SERVICES	\$2,141.16	C
303-2024	07/17/2024	07/17/2024	CH	CHARTER COMMUNICATIONS	\$712.50	C
304-2024	07/17/2024	07/17/2024	CH	FIRST COMMONWEALTH BANK	\$305.88	C
305-2024	07/17/2024	07/17/2024	CH	FIRST COMMONWEALTH BANK	\$281.92	C
306-2024	07/17/2024	07/17/2024	CH	FIRST COMMONWEALTH BANK	\$299.24	C
307-2024	07/17/2024	07/17/2024	CH	FIRST COMMONWEALTH BANK	\$148.36	C
308-2024	07/17/2024	07/17/2024	CH	FIRST COMMONWEALTH BANK	\$255.03	C
309-2024	07/17/2024	07/17/2024	CH	FIRST COMMONWEALTH BANK	\$579.24	C
310-2024	07/17/2024	07/17/2024	CH	FIRST COMMONWEALTH BANK	\$150.00	C

Payment Listing

6/1/2024 to 7/31/2024

Payment Advice #	Post Date	Transaction Date	Type	Vendor / Payee	Amount	Status
311-2024	07/17/2024	07/17/2024	CH	CHARTER COMMUNICATIONS	\$237.50	C
312-2024	07/24/2024	07/17/2024	CH	COLUMBIA GAS OF OHIO, INC.	\$498.09	C
313-2024	07/24/2024	07/17/2024	CH	CITY OF DELAWARE	\$305.62	O
314-2024	07/26/2024	07/18/2024	CH	PAYROLL ACCOUNT	\$150,938.74	C
315-2024	07/26/2024	07/18/2024	CH	OHIO DEFERRED COMPENSATION	\$3,623.00	C
316-2024	07/26/2024	07/18/2024	CH	OHIO DEFERRED COMPENSATION	\$325.00	C
317-2024	07/25/2024	07/18/2024	CH	Ohio Public Employees Retirement System	\$83,422.50	C
321-2024	07/01/2024	07/23/2024	CH	FINET	\$123.92	C
322-2024	07/01/2024	07/23/2024	CH	FINET	\$128.50	C
323-2024	07/01/2024	07/23/2024	CH	FINET	\$177.53	C
324-2024	07/01/2024	07/23/2024	CH	FINET	\$252.54	C
325-2024	07/01/2024	07/23/2024	CH	FINET	\$180.35	C
326-2024	07/30/2024	07/30/2024	CH	UNITED HEALTHCARE	\$67,458.21	C
327-2024	07/30/2024	07/30/2024	CH	VISION SERVICE PLAN - (CT)	\$661.03	O
328-2024	07/30/2024	07/30/2024	CH	OneAmerica Financial Partners, Inc	\$668.74	C
333-2024	07/08/2024	07/30/2024	CH	PAYCOR, INC.	\$3,046.05	C
56334	03/08/2024	03/08/2024	AW	John W Daquila III	\$50.00 *	V
56334	07/29/2024	07/29/2024	AW	John W Daquila III	-\$50.00	V
56598	05/22/2024	05/22/2024	AW	KATHERINE HUGHES	\$1.88 *	V
56598	06/26/2024	06/26/2024	AW	KATHERINE HUGHES	-\$1.88	V
56635	06/04/2024	06/04/2024	AW	AMANDA SHETEROM	\$44.89	C
56636	06/04/2024	06/04/2024	AW	JULIE MILLER	\$31.09	C
56637	06/04/2024	06/04/2024	AW	KELLY COCHRAN	\$51.26	C
56638	06/04/2024	06/04/2024	AW	Kenneth Fetting	\$24.92	C
56639	06/04/2024	06/04/2024	AW	MELISSA DOUGHERTY	\$32.96	C
56640	06/04/2024	06/04/2024	AW	RACHEL RAUSCH	\$44.69	C
56641	06/04/2024	06/04/2024	AW	SARA ARANGO	\$68.21	C
56642	06/04/2024	06/04/2024	AW	SUTTON DURFEE	\$13.13	C
56643	06/04/2024	06/04/2024	AW	TAYLOR DANIEL	\$25.73	C
56644	06/04/2024	06/04/2024	AW	TRACI HIGGINS	\$76.38	C
56645	06/05/2024	06/05/2024	AW	AMANDA PLUMBING	\$1,706.29	C
56646	06/05/2024	06/05/2024	AW	AMAZON CAPITAL SERVICES	\$898.10	C
56647	06/05/2024	06/05/2024	AW	ANGIE GROSSENBACHER	\$45.36	C
56648	06/05/2024	06/05/2024	AW	Ashley Mensah	\$54.27	C
56649	06/05/2024	06/05/2024	AW	BAKER & TAYLOR BOOKS - 510486	\$14,690.55	C
56650	06/05/2024	06/05/2024	AW	CDW-G	\$68.37	C
56651	06/05/2024	06/05/2024	AW	GALE	\$115.16	C
56652	06/05/2024	06/05/2024	AW	HARDWARE EXCHANGE	\$70.15	C
56653	06/05/2024	06/05/2024	AW	HILLARY SCHOLZ	\$32.90	C
56654	06/05/2024	06/05/2024	AW	HILLYARD OHIO	\$819.27	C
56655	06/05/2024	06/05/2024	AW	KANOPY	\$867.60	C
56656	06/05/2024	06/05/2024	AW	MIDWEST TAPE LLC	\$2,230.49	C
56657	06/05/2024	06/05/2024	AW	MIDWEST TAPE LLC	\$8,310.08	C
56658	06/05/2024	06/05/2024	AW	OHIONET	\$43,892.10	C
56659	06/05/2024	06/05/2024	AW	OVERDRIVE, INC	\$19.92	C
56660	06/05/2024	06/05/2024	AW	PLAYAWAY PRODUCTS	\$3,792.53	C

Payment Listing

6/1/2024 to 7/31/2024

Payment Advice #	Post Date	Transaction Date	Type	Vendor / Payee	Amount	Status
56661	06/05/2024	06/05/2024	AW	S.A. COMUNALE CO., INC.	\$190.00	C
56662	06/05/2024	06/05/2024	AW	T-MOBILE	\$351.68	C
56663	06/05/2024	06/05/2024	AW	T-MOBILE	\$1,606.50	C
56664	06/05/2024	06/05/2024	AW	VILLAGE OF OSTRANDER	\$34.43	C
56665	06/05/2024	06/05/2024	AW	Wendi Foos	\$11.79	C
56666	06/05/2024	06/05/2024	AW	XTEK PARTNERS	\$19,037.00	C
56667	06/10/2024	06/10/2024	AW	Collin Clemons	\$8.04	C
56668	06/10/2024	06/10/2024	AW	MELISSA DOUGHERTY	\$101.51	C
56669	06/10/2024	06/10/2024	AW	ROBBIE APT	\$6.43	C
56670	06/10/2024	06/10/2024	AW	SARAH ROBERTSON	\$6.30	C
56671	06/11/2024	06/11/2024	AW	AMANDA PLUMBING	\$635.00	C
56672	06/11/2024	06/11/2024	AW	AMAZON CAPITAL SERVICES	\$570.91	C
56673	06/11/2024	06/11/2024	AW	AMAZON CAPITAL SERVICES	\$1,383.72	C
56674	06/11/2024	06/11/2024	AW	AMERICAN BUTTON MACHINES	\$365.11	C
56675	06/11/2024	06/11/2024	AW	ARTINA PROMOTIONAL PRODUCTS	\$444.36	C
56676	06/11/2024	06/11/2024	AW	BAKER & TAYLOR BOOKS - 510486	\$22,458.32	C
56677	06/11/2024	06/11/2024	AW	BENCHMARK LANDSCAPE	\$4,293.34	C
56678	06/11/2024	06/11/2024	AW	D & D COMMERCIAL CLEANING	\$3,200.00	C
56679	06/11/2024	06/11/2024	AW	Delaware Gazette	\$11.25	C
56680	06/11/2024	06/11/2024	AW	DELHI LANDSCAPING INC	\$1,678.00	C
56681	06/11/2024	06/11/2024	AW	GALE	\$323.12	C
56682	06/11/2024	06/11/2024	AW	HILLYARD OHIO	\$1,072.29	C
56683	06/11/2024	06/11/2024	AW	JSI Janitorial	\$13,408.00	C
56684	06/11/2024	06/11/2024	AW	KELLY COCHRAN	\$128.10	C
56685	06/11/2024	06/11/2024	AW	LEGACY MAINTENANCE SERVICES	\$535.00	C
56686	06/11/2024	06/11/2024	AW	MIDWEST TAPE LLC	\$1,545.80	C
56687	06/11/2024	06/11/2024	AW	MOLLY MEYERS LABADIE	\$99.33	C
56688	06/11/2024	06/11/2024	AW	ODP BUSINESS SOLUTIONS, LLC	\$248.65	C
56689	06/11/2024	06/11/2024	AW	OHIONET	\$1,000.00	O
56690	06/11/2024	06/11/2024	AW	ORACLE ELEVATOR	\$451.32	C
56691	06/11/2024	06/11/2024	AW	ORKIN	\$93.99	C
56692	06/11/2024	06/11/2024	AW	ORKIN	\$145.99	C
56693	06/11/2024	06/11/2024	AW	ORKIN	\$188.99	C
56694	06/11/2024	06/11/2024	AW	PERRY PRO TECH	\$485.95	C
56695	06/11/2024	06/11/2024	AW	PRECISION ALIGNMENT AND TIRE	\$361.98	C
56696	06/11/2024	06/11/2024	AW	S.A. COMUNALE CO., INC.	\$891.00	C
56697	06/11/2024	06/11/2024	AW	SFM INSURANCE, INC	\$300.00	C
56698	06/11/2024	06/11/2024	AW	WORLY PLUMBING SUPPLY	\$108.53	C
56699	06/17/2024	06/17/2024	AW	AMAZON CAPITAL SERVICES	\$275.99	C
56700	06/17/2024	06/17/2024	AW	BH PHOTO VIDEO	\$110.16	C
56701	06/17/2024	06/17/2024	AW	BRING THE FARM TO YOU LLC	\$800.00	C
56702	06/17/2024	06/17/2024	AW	CENTER POINT	\$196.56	C
56703	06/17/2024	06/17/2024	AW	CENTRAL OHIO SYMPHONY	\$2,400.00	C
56704	06/17/2024	06/17/2024	AW	ESA	\$40.46	C
56705	06/17/2024	06/17/2024	AW	KATHERINE HUGHES	\$9.38	C
56706	06/17/2024	06/17/2024	AW	PRECISION ALIGNMENT AND TIRE	\$75.35	C

Payment Listing

6/1/2024 to 7/31/2024

Payment Advice #	Post Date	Transaction Date	Type	Vendor / Payee	Amount	Status
56707	06/17/2024	06/17/2024	AW	River City Puppets, LLC	\$1,785.00	C
56708	06/17/2024	06/17/2024	AW	T-MOBILE	\$328.71	C
56709	06/17/2024	06/17/2024	AW	TODAYS BUSINESS SOLUTIONS	\$3,095.25	C
56710	06/17/2024	06/17/2024	AW	TRITHIUM SOLUTIONS	\$3,225.05	C
56711	06/25/2024	06/25/2024	AW	ACCO BRANDS USA LLC	\$595.51	C
56712	06/25/2024	06/25/2024	AW	APPLIED MECHANICAL SYSTEMS INC	\$795.00	C
56713	06/25/2024	06/25/2024	AW	ARTINA PROMOTIONAL PRODUCTS	\$2,087.05	C
56714	06/25/2024	06/25/2024	AW	BAKER & TAYLOR BOOKS - 510486	\$14,953.48	C
56715	06/25/2024	06/25/2024	AW	CENTER POINT	\$47.94	C
56716	06/25/2024	06/25/2024	AW	COLUMBUS DOOR SALES	\$1,262.00	C
56717	06/25/2024	06/25/2024	AW	GALE	\$387.10	C
56718	06/25/2024	06/25/2024	AW	HANNAH SIMPSON	\$52.13	C
56719	06/25/2024	06/25/2024	AW	HILLYARD OHIO	\$1,368.76	C
56720	06/25/2024	06/25/2024	AW	MATRIX	\$464.00	C
56721	06/25/2024	06/25/2024	AW	MIDWEST TAPE LLC	\$1,416.61	C
56722	06/25/2024	06/25/2024	AW	ODP BUSINESS SOLUTIONS, LLC	\$281.00	C
56723	06/25/2024	06/25/2024	AW	ORKIN	\$79.50	C
56724	06/25/2024	06/25/2024	AW	ORKIN	\$97.99	C
56725	06/25/2024	06/25/2024	AW	SHEEDY PAVING INC.	\$17,680.00	C
56726	06/25/2024	06/25/2024	AW	SIGNWAREHOUSE	\$689.52	C
56727	06/25/2024	06/25/2024	AW	STAPLES	\$40.94	C
56728	06/25/2024	06/25/2024	AW	UNICOM SERVICES	\$199.00	C
56729	06/25/2024	06/25/2024	AW	Unity Community Center	\$50.00	O
56730	06/26/2024	06/26/2024	AW	KATHERINE HUGHES	\$1.88	C
56731	07/02/2024	07/02/2024	AW	AMERICAN LIBRARY ASSOCIATION	\$200.00	C
56732	07/02/2024	07/02/2024	AW	BRYAN MOSS	\$1,000.00	O
56733	07/02/2024	07/02/2024	AW	JAMES HEATING, COOLING &	\$365.50	C
56734	07/02/2024	07/02/2024	AW	JAYNA MCDANIEL-BROWNING	\$44.56	O
56735	07/02/2024	07/02/2024	AW	JOSEPH O'ROURKE	\$15.41	C
56736	07/02/2024	07/02/2024	AW	JOHNSON PLASTICS PLUS	\$661.60	C
56737	07/02/2024	07/02/2024	AW	JULIE BRADEN	\$14.47	C
56738	07/02/2024	07/02/2024	AW	NICOLE FOWLES	\$116.51	C
56739	07/02/2024	07/02/2024	AW	Ohio Department of Commerce	\$136.50	C
56740	07/02/2024	07/02/2024	AW	ORACLE ELEVATOR	\$170.94	C
56741	07/02/2024	07/02/2024	AW	ORKIN	\$188.99	C
56742	07/02/2024	07/02/2024	AW	P4A ANTIQUES RESERCH SERIVCES	\$796.00	C
56743	07/02/2024	07/02/2024	AW	PERRY PRO TECH	\$822.95	C
56744	07/02/2024	07/02/2024	AW	SARA ARANGO	\$36.05	C
56745	07/02/2024	07/02/2024	AW	SARAH ROBERTSON	\$6.30	C
56746	07/02/2024	07/02/2024	AW	SUTTON DURFEE	\$20.17	C
56747	07/09/2024	07/09/2024	AW	BENCHMARK LANDSCAPE	\$4,293.34	C
56748	07/09/2024	07/09/2024	AW	BLACKSTONE PUBLISHING	\$228.86	C
56749	07/09/2024	07/09/2024	AW	D & D COMMERCIAL CLEANING	\$3,200.00	O
56750	07/09/2024	07/09/2024	AW	Delaware County EMS	\$153.00	C
56751	07/09/2024	07/09/2024	AW	Delaware Gazette	\$11.25	C
56752	07/09/2024	07/09/2024	AW	DELHI LANDSCAPING INC	\$712.00	C

Payment Listing

6/1/2024 to 7/31/2024

Payment Advice #	Post Date	Transaction Date	Type	Vendor / Payee	Amount	Status
56753	07/09/2024	07/09/2024	AW	ERICA J. CARLSON	\$1,800.00	O
56754	07/09/2024	07/09/2024	AW	GEHRISCH ARTS	\$700.00	C
56755	07/09/2024	07/09/2024	AW	Kenneth Fetting	\$13.67	C
56756	07/09/2024	07/09/2024	AW	LEGACY MAINTENANCE SERVICES	\$2,100.00	C
56757	07/09/2024	07/09/2024	AW	OAKLAND NURSERY	\$76.85	C
56758	07/09/2024	07/09/2024	AW	ODP BUSINESS SOLUTIONS, LLC	\$366.52	C
56759	07/09/2024	07/09/2024	AW	ORACLE ELEVATOR	\$451.32	C
56760	07/09/2024	07/09/2024	AW	ORKIN	\$93.99	C
56761	07/09/2024	07/09/2024	AW	ORKIN	\$145.99	C
56762	07/09/2024	07/09/2024	AW	PERRY PRO TECH	\$30.95	C
56763	07/09/2024	07/09/2024	AW	PLAYAWAY PRODUCTS	\$939.38	C
56764	07/09/2024	07/09/2024	AW	Regal Plumbing & Heating	\$1,644.00	C
56765	07/09/2024	07/09/2024	AW	T-MOBILE	\$1,606.50	C
56766	07/09/2024	07/09/2024	AW	T-MOBILE	\$351.61	C
56767	07/09/2024	07/09/2024	AW	MAGIC NATE SHOW, LLC	\$1,350.00	C
56768	07/09/2024	07/09/2024	AW	TODAYS BUSINESS SOLUTIONS	\$6,677.00	C
56769	07/09/2024	07/09/2024	AW	TRITHIUM SOLUTIONS	\$2,069.65	C
56770	07/09/2024	07/09/2024	AW	VILLAGE OF OSTRANDER	\$34.43	C
56771	07/18/2024	07/18/2024	AW	AMANDA SHETEROM	\$35.24	C
56772	07/18/2024	07/18/2024	AW	ANGIE GROSSENBACHER	\$45.76	C
56773	07/18/2024	07/18/2024	AW	APPLIED MECHANICAL SYSTEMS INC	\$60,258.00	C
56774	07/18/2024	07/18/2024	AW	Ashley Mensah	\$5.90	C
56775	07/18/2024	07/18/2024	AW	BAKER & TAYLOR BOOKS - 510486	\$23,440.18	C
56776	07/18/2024	07/18/2024	AW	BRYAN HOWARD	\$63.65	C
56777	07/18/2024	07/18/2024	AW	CENTER POINT	\$100.68	C
56778	07/18/2024	07/18/2024	AW	DEMCO	\$684.85	C
56779	07/18/2024	07/18/2024	AW	DISPLAYS 2 GO	\$92.47	C
56780	07/18/2024	07/18/2024	AW	GALE	\$416.70	C
56781	07/18/2024	07/18/2024	AW	HILLYARD OHIO	\$960.14	C
56782	07/18/2024	07/18/2024	AW	JSI Janitorial	\$13,408.00	C
56783	07/18/2024	07/18/2024	AW	JULIE MILLER	\$52.33	O
56784	07/18/2024	07/18/2024	AW	KANOPY	\$832.50	C
56785	07/18/2024	07/18/2024	AW	KELLY COCHRAN	\$36.18	O
56786	07/18/2024	07/18/2024	AW	Lisa Kaufman	\$33.03	O
56787	07/18/2024	07/18/2024	AW	Makerstock	\$163.54	C
56788	07/18/2024	07/18/2024	AW	MELISSA DOUGHERTY	\$18.22	C
56789	07/18/2024	07/18/2024	AW	MIDWEST TAPE LLC	\$3,457.22	C
56790	07/18/2024	07/18/2024	AW	MIDWEST TAPE LLC	\$8,432.90	C
56791	07/18/2024	07/18/2024	AW	MOLLY MEYERS LABADIE	\$90.26	C
56792	07/18/2024	07/18/2024	AW	Monica Williamson	\$20.10	C
56793	07/18/2024	07/18/2024	AW	MOODY'S INVESTORS SERVICES	\$500.00	C
56794	07/18/2024	07/18/2024	AW	ODP BUSINESS SOLUTIONS, LLC	\$342.43	C
56795	07/18/2024	07/18/2024	AW	OVERDRIVE, INC	\$52.29	C
56796	07/18/2024	07/18/2024	AW	RACHEL RAUSCH	\$9.31	C
56797	07/18/2024	07/18/2024	AW	ROBBIE APT	\$40.20	C
56798	07/18/2024	07/18/2024	AW	TAYLOR DANIEL	\$6.43	C

Payment Listing

6/1/2024 to 7/31/2024

Payment Advice #	Post Date	Transaction Date	Type	Vendor / Payee	Amount	Status
56799	07/18/2024	07/18/2024	AW	VOLGISTICS	\$1,272.00	C
56800	07/18/2024	07/18/2024	AW	Wendi Foos	\$11.79	C
56801	07/19/2024	07/19/2024	AW	APPLIED MECHANICAL SYSTEMS INC	\$1,512.16	C
56802	07/19/2024	07/19/2024	AW	BATTERIES PLUS	\$87.90	C
56803	07/19/2024	07/19/2024	AW	Buckeye Innovation	\$50.00	C
56804	07/19/2024	07/19/2024	AW	CENTRAL LIBRARY CONSORTIUM	\$59,643.32	C
56805	07/19/2024	07/19/2024	AW	MATRIX	\$460.00	C
56806	07/19/2024	07/19/2024	AW	OCLC	\$3,191.46	C
56807	07/19/2024	07/19/2024	AW	ODP BUSINESS SOLUTIONS, LLC	\$197.95	C
56808	07/19/2024	07/19/2024	AW	ORKIN	\$79.50	C
56809	07/19/2024	07/19/2024	AW	ORKIN	\$97.99	C
56810	07/19/2024	07/19/2024	AW	PLAYAWAY PRODUCTS	\$899.15	C
56811	07/19/2024	07/19/2024	AW	SIGN AFFECTS	\$945.79	C
56812	07/19/2024	07/19/2024	AW	PRECISION ALIGNMENT AND TIRE	\$785.01	C
56813	07/29/2024	07/29/2024	AW	ESA	\$33.97	O
56814	07/29/2024	07/29/2024	AW	KADRA-AYAN AHMED	\$12.60	O
56815	07/29/2024	07/29/2024	AW	THOMPSON'S BIKE AND KEY SHOP	\$273.60	C
56816	07/29/2024	07/29/2024	AW	BH PHOTO VIDEO	\$314.28	O
56817	07/29/2024	07/29/2024	AW	CINDI BARDASH	\$5.90	C
56818	07/29/2024	07/29/2024	AW	BATTERIES PLUS	\$40.35	O
56819	07/29/2024	07/29/2024	AW	BRICKER GRAYDON LLP	\$6,450.00	O
56820	07/29/2024	07/29/2024	AW	GALE	\$28.79	O
56821	07/29/2024	07/29/2024	AW	HABITEC	\$804.93	O
56822	07/29/2024	07/29/2024	AW	HARDWARE EXCHANGE	\$48.06	O
56823	07/29/2024	07/29/2024	AW	HILLYARD OHIO	\$1,000.38	O
56824	07/29/2024	07/29/2024	AW	JOHNSON PLASTICS PLUS	\$199.44	O
56825	07/29/2024	07/29/2024	AW	JAYNA MCDANIEL-BROWNING	\$39.93	O
56826	07/29/2024	07/29/2024	AW	ODP BUSINESS SOLUTIONS, LLC	\$230.73	O
56827	07/29/2024	07/29/2024	AW	PLAYAWAY PRODUCTS	\$1,493.68	O
56828	07/29/2024	07/29/2024	AW	PERRY PRO TECH	\$192.95	O
56829	07/29/2024	07/29/2024	AW	SIGNWAREHOUSE	\$1,430.07	O
56830	07/29/2024	07/29/2024	AW	John W Daquila III	\$50.00	O
56831	07/31/2024	07/31/2024	AW	T-MOBILE	\$328.71	O
56832	07/31/2024	07/31/2024	AW	MARKER CONSTRUCTION	\$499,484.68	O
Total Payments:					\$1,966,898.68	
Total Conversion Vouchers:					\$0.00	
Total Less Conversion Vouchers:					\$1,966,898.68	

Type: AM - Accounting Manual Warrant, AW - Accounting Warrant, IM - Investment Manual Warrant, IW - Investment Warrant, PM - Payroll Manual Warrant, PR - Payroll Warrant, RW - Reduction of Receipt Warrant, SW - Skipped Warrant, WH - Withholding Warrant, WM - Withholding Manual, WS - Special Warrant, CH - Electronic Payment Advice, IL - Investment Loss, EP - Payroll EFT Voucher, CV - Payroll Conversion Voucher, SV - Payroll Special Voucher, EW - Withholding Voucher, POS ADJ - Positive Adjustment, NEG ADJ - Negative Adjustment, POS REAL - Positive Reallocation, NEG REAL - Negative Reallocation

Status: O - Outstanding, C - Cleared, V - Voided, B - Batch

* Asterisked amounts are not included in report totals. These transactions occurred outside the reported date range but are listed for

Payment Listing

6/1/2024 to 7/31/2024

reference.