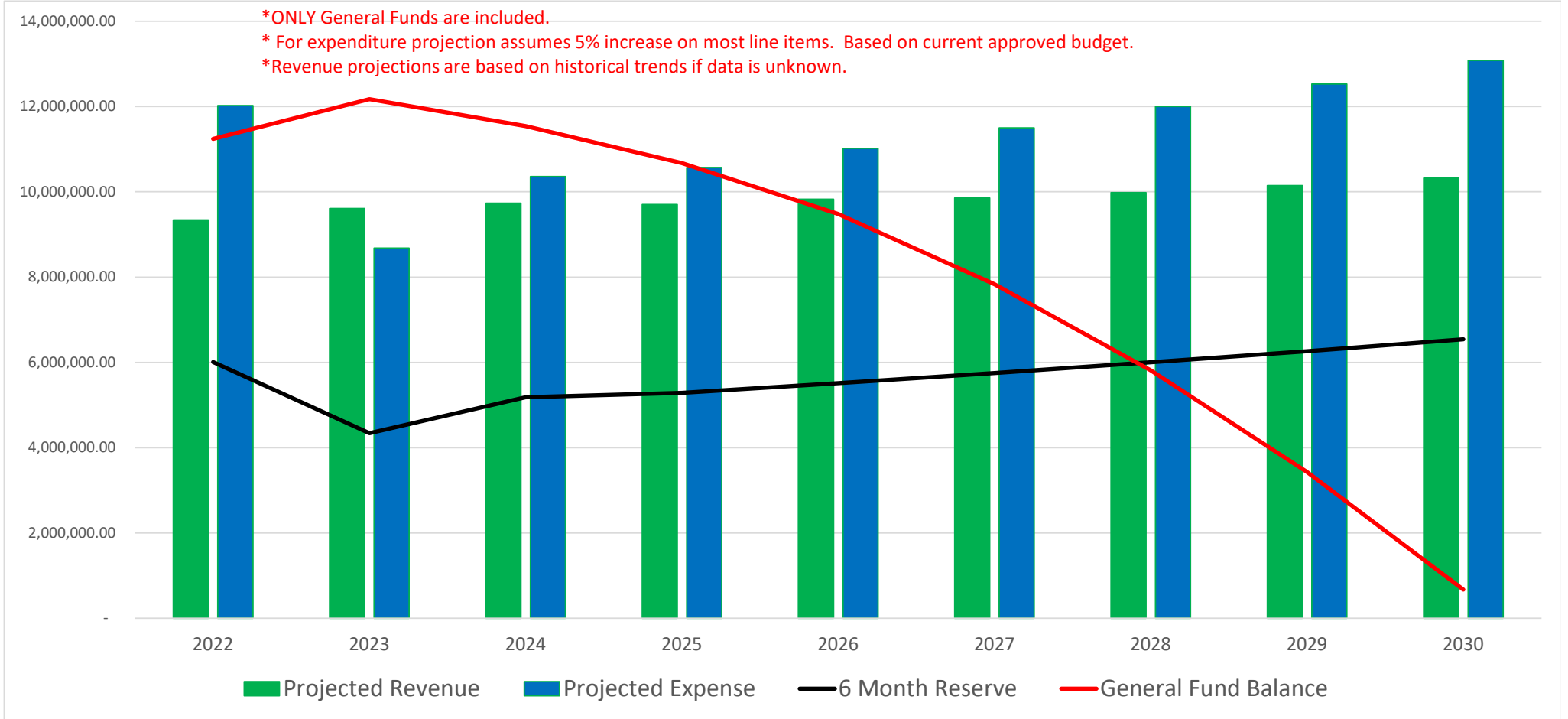


Delaware County District Library
Dashboard
8/31/2024

	2022	2023	2024	2025	2026	2027	2028	2029	2030
Projected Revenue	9,342,151.55	9,608,596.70	9,731,232.02	9,700,007.92	9,826,098.33	9,856,122.22	9,980,178.71	10,148,369.43	10,320,798.55
Projected Expense	12,020,458.33	8,679,294.51	10,360,906.78	10,569,049.23	11,020,784.18	11,502,155.94	12,002,001.31	12,526,613.96	13,082,247.22
6 Month Reserve	6,010,229.17	4,339,647.26	5,180,453.39	5,284,524.62	5,510,392.09	5,751,077.97	6,001,000.66	6,263,306.98	6,541,123.61
General Fund Balance	11,242,862.86	12,172,165.05	11,542,490.29	10,673,448.98	9,478,763.13	7,832,729.41	5,810,906.81	3,432,662.28	671,213.61
Net income/(loss)	(2,678,306.78)	929,302.19	(629,674.76)	(869,041.31)	(1,194,685.85)	(1,646,033.72)	(2,021,822.60)	(2,378,244.53)	(2,761,448.67)



**Delaware County District Library
Treasurer's Report
8/31/2024**

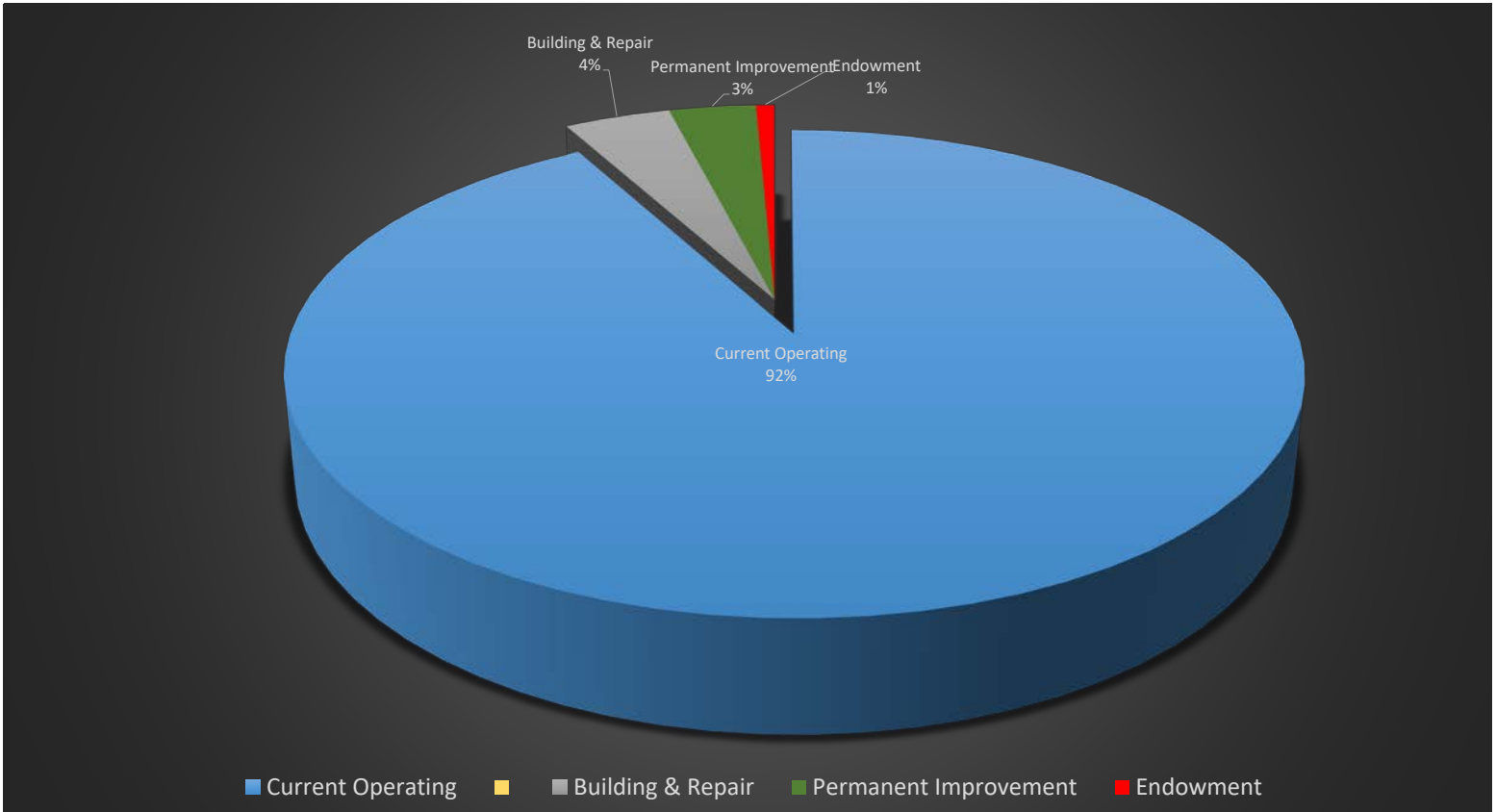
Account	Account Type/Bank	Balance at			New Balance at	
		7/31/2024	Dividend/ Interest	Deposits		Transfers Out/Payments
Cash for change	Petty Cash (General Fund) *amounts for change/misc small expenses	967.25				967.25
Front desk till	Front Desk Cash (General Fund) *amounts in drawers	788.75				788.75
Primary Checking	First Commonwealth * Earns 4.82%	1,760,355.55	8,752.00	2,824,825.70	(2,679,029.72)	1,914,903.53
Securities	5/3 (General Fund) *See listing of investment vehicles	10,488,558.48	28,979.08			10,517,537.56
CD	First Commonwealth (General Fund) *4.83% Matures 4/10/24	0.00				0.00
CD	First Commonwealth (Endowment) *4.83% Matures 10/09/24	79,202.11	3.36			79,205.47
CD	First Commonwealth (Building) *4.83% Matures 4/10/24	0.00				0.00
Money Market	Star Ohio (General Fund) *Daily - 5.42% as of 8/31/24	1,428,025.72	8,065.08	2,000,000.00		3,436,090.80
TOTAL		13,757,897.86	45,799.52	4,824,825.70	(2,679,029.72)	15,949,493.36

Current Balances by Fund: (as of 8/31/2024)

General - Current Operating	\$14,667,642.63	92%
Special Revenues	\$0.00	0%
Building & Repair	\$642,463.35	4%
Permanent Improvement	\$525,522.73	3%
Endowment	\$113,864.65	1%
TOTAL ALL FUNDS	\$15,949,493.36	100%

Total All Funds by Year:

2020	\$ 14,515,675.54
2021	\$ 27,930,939.31
2022	\$ 21,327,093.04
2023	\$ 16,219,404.13
2024	\$ 15,949,493.36





Delaware County District Library Portfolio Management Investment Status Monthly Report 8/31/24

INITIAL PAYMENT FIRST COUPON PAYMENT

Cusip	Settlement Date	Agency Issuer	Maturity Date	Coupon Rate	Yield to Maturity	Days to Maturity	Par Amount	Price	Premium/(Discount)	Accrued Interest	Total	First Coupon Amount	First Coupon Paid On	Net Amount Interest Realized	Unrealized Capital Gains	Next Call Date	Next Coupon Date
Current Holdings																	
Certificates of Deposit																	
14042RPY1	11/17/21	CAPITAL ONE NA	11/18/24	0.700%	0.700%	79	\$ 249,000.00	100.00	\$ 249,000.00	\$ -	\$ 249,000.00	\$ 864.34	5/17/22	\$ 864.34	\$ -	N/A	11/17/24 (S)
87165HJ27	11/19/21	SYNCHRONY BK	11/19/24	0.800%	0.800%	80	\$ 249,000.00	100.00	\$ 249,000.00	\$ -	\$ 249,000.00	\$ 654.90	3/19/22	\$ 654.90	\$ -	N/A	9/19/24 (S)
78011KBT4	3/28/24	ROYAL BUSINESS BK	3/28/25	5.000%	5.000%	209	\$ 245,000.00	100.00	\$ 245,000.00	\$ -	\$ 245,000.00	\$ 12,250.00	3/28/25	\$ 12,250.00	\$ -	N/A	3/28/25
254673D86	5/18/22	DISCOVER BK	5/19/25	3.050%	3.050%	261	\$ 246,000.00	100.00	\$ 246,000.00	\$ -	\$ 246,000.00	\$ 3,782.33	11/18/22	\$ 3,782.33	\$ -	N/A	11/18/24 (S)
45776NFY7	3/28/24	INSBANK NASHVILLE	5/28/25	5.000%	5.000%	270	\$ 245,000.00	100.00	\$ 245,000.00	\$ -	\$ 245,000.00	\$ 1,040.41	4/28/24	\$ 1,040.41	\$ -	N/A	9/28/24 (M)
740367TK3	3/22/24	PREFERRED BANK	6/23/25	5.050%	5.050%	296	\$ 245,000.00	100.00	\$ 245,000.00	\$ -	\$ 245,000.00	\$ 1,050.82	4/22/24	\$ 1,050.82	\$ -	N/A	9/22/24 (M)
108622KP5	8/12/20	BRIDGEWATER BK	8/12/25	1.10%	1.10%	346	\$ 250,000.00	100.00	\$ 250,000.00	\$ -	\$ 250,000.00	\$ 63.70	9/12/20	\$ 63.70	\$ -	9/12/24 (M)	9/12/24 (M)
856283P67	9/22/20	STATE BK INDIA	9/22/25	0.500%	0.500%	387	\$ 249,000.00	100.00	\$ 249,000.00	\$ -	\$ 249,000.00	\$ 617.38	3/22/21	\$ 617.38	\$ -	N/A	9/22/24 (S)
95763PSR3	3/26/24	WESTERN ALLIANCE BK	9/26/25	5.050%	5.050%	391	\$ 245,000.00	100.00	\$ 245,000.00	\$ -	\$ 245,000.00	\$ 6,237.10	9/26/24	\$ 6,237.10	\$ -	N/A	9/26/24 (M)
48128WGV1	1/31/22	JPMORGAN CHASE	1/30/26	1.500%	1.500%	517	\$ 249,000.00	100.00	\$ 249,000.00	\$ -	\$ 249,000.00	\$ 1,666.94	7/31/22	\$ 1,666.94	\$ -	1/31/25 (S)	10/31/24 (Q)
25665QDE2	8/28/24	DOLLAR BANK	2/27/26	4.000%	4.000%	545	\$ 245,000.00	100.00	\$ 245,000.00	\$ -	\$ 245,000.00	\$ 4,940.27	2/28/25	\$ 4,940.27	\$ -	N/A	2/28/25 (S)
27002YGM2	3/22/24	EAGLEBANK BETHESDA	3/23/26	4.650%	4.650%	569	\$ 245,000.00	100.00	\$ 245,000.00	\$ -	\$ 245,000.00	\$ 967.58	4/22/24	\$ 967.58	\$ -	N/A	9/22/24 (M)
947547K79	3/25/24	WEBBANK	3/25/26	5.150%	5.150%	571	\$ 245,000.00	100.00	\$ 245,000.00	\$ -	\$ 245,000.00	\$ 1,071.62	4/25/24	\$ 1,071.62	\$ -	9/25/24 (M)	9/25/24 (M)
91958JAD7	3/26/24	FIRST CTZNS BK	3/26/26	4.750%	4.750%	572	\$ 245,000.00	100.00	\$ 245,000.00	\$ -	\$ 245,000.00	\$ 5,866.58	9/26/24	\$ 5,866.58	\$ -	N/A	9/26/24 (S)
61758JUL7	3/28/24	ORGAN STANLEY PRIVATE B	3/27/26	5.000%	5.000%	573	\$ 245,000.00	100.00	\$ 245,000.00	\$ -	\$ 245,000.00	\$ 6,141.78	9/27/24	\$ 6,141.78	\$ -	9/27/24 (S)	9/27/24 (S)
06051XBV3	3/28/24	BANK OF AMERICA NA	3/30/26	4.850%	4.850%	576	\$ 245,000.00	100.00	\$ 245,000.00	\$ -	\$ 245,000.00	\$ 5,990.08	9/28/24	\$ 5,990.08	\$ -	N/A	9/28/24 (S)
33947GHGO	5/23/24	FLAGSTAR BK NA	5/22/26	5.000%	5.000%	629	\$ 245,000.00	100.00	\$ 245,000.00	\$ -	\$ 245,000.00	\$ 6,175.34	11/23/24	\$ 6,175.34	\$ -	N/A	11/23/24 (S)
05890QBP8	5/23/24	BANC OF CALIF LA	5/26/26	4.950%	4.950%	633	\$ 245,000.00	100.00	\$ 245,000.00	\$ -	\$ 245,000.00	\$ 6,113.59	11/23/24	\$ 6,113.59	\$ -	N/A	11/23/24 (M)
02519ACU9	5/24/24	AMERICAN COMM BK & TR	5/26/26	4.900%	4.900%	633	\$ 125,000.00	100.00	\$ 125,000.00	\$ -	\$ 125,000.00	\$ 520.21	6/24/24	\$ 520.21	\$ -	N/A	9/24/24 (M)
83542MAJ1	3/27/24	SONATA BK	6/26/26	4.650%	4.650%	664	\$ 245,000.00	100.00	\$ 245,000.00	\$ -	\$ 245,000.00	\$ 967.58	4/27/24	\$ 967.58	\$ -	N/A	9/27/24 (M)
06740KSW8	8/28/24	BARCLAYS BANK	8/28/26	4.000%	4.000%	727	\$ 245,000.00	100.00	\$ 245,000.00	\$ -	\$ 245,000.00	\$ 4,940.27	2/28/25	\$ 4,940.27	\$ -	N/A	2/28/25 (S)
70212YBS0	3/27/24	PARTNERS BK CALIF	9/28/26	4.650%	4.650%	758	\$ 245,000.00	100.00	\$ 245,000.00	\$ -	\$ 245,000.00	\$ 5,743.07	9/27/24	\$ 5,743.07	\$ -	N/A	9/27/24 (S)
32021YFF5	3/22/24	FIRST FED SVGS BK	2/22/27	4.650%	4.650%	905	\$ 245,000.00	100.00	\$ 245,000.00	\$ -	\$ 245,000.00	\$ 967.58	4/22/24	\$ 967.58	\$ -	N/A	9/22/24 (M)
919853KZ3	3/25/24	VALLEY NATL BK	3/25/27	4.600%	4.600%	936	\$ 245,000.00	100.00	\$ 245,000.00	\$ -	\$ 245,000.00	\$ 5,681.32	9/25/24	\$ 5,681.32	\$ -	N/A	9/25/24 (S)
30191MAH0	3/27/24	FFB BK FRESNO CALIF	3/29/27	5.100%	5.100%	940	\$ 245,000.00	100.00	\$ 245,000.00	\$ -	\$ 245,000.00	\$ 1,061.22	4/27/24	\$ 1,061.22	\$ -	9/27/24 (M)	9/27/24 (M)
73317ACW0	3/27/24	POPULAR BK NEW YORK	3/29/27	4.650%	4.650%	940	\$ 245,000.00	100.00	\$ 245,000.00	\$ -	\$ 245,000.00	\$ 2,871.53	6/27/24	\$ 2,871.53	\$ -	N/A	9/27/24 (Q)
91330FAV8	3/22/24	UNITY BANK	9/22/27	4.250%	4.250%	1,117	\$ 245,000.00	100.00	\$ 245,000.00	\$ -	\$ 245,000.00	\$ 884.35	4/22/24	\$ 884.35	\$ -	N/A	9/22/24 (M)
06610RCS6	3/27/24	BANKERS BK	9/27/27	4.350%	4.350%	1,122	\$ 245,000.00	100.00	\$ 245,000.00	\$ -	\$ 245,000.00	\$ 905.16	4/27/24	\$ 905.16	\$ -	N/A	9/27/24 (M)
74160NKY5	4/2/24	PRIME ALLIANCE BK	10/4/27	5.100%	5.100%	1,129	\$ 245,000.00	100.00	\$ 245,000.00	\$ -	\$ 245,000.00	\$ 1,026.99	5/2/24	\$ 1,026.99	\$ -	N/A	9/2/24 (M)
UST																	
91282CJC6	4/23/24	UST	10/15/26	4.625%	4.730%	775	\$ 500,000.00	99.76	\$ 498,789.06	\$ 505.46	\$ 499,294.52	\$ 11,562.50	10/15/2024	\$ 11,057.04	\$ -	N/A	10/15/24 (S)
91282CKA8	4/23/24	UST	2/15/27	4.125%	4.730%	898	\$ 735,000.00	98.42	\$ 723,372.07	\$ 5,663.94	\$ 729,036.01	\$ 15,159.38	8/15/2024	\$ 9,495.44	\$ -	N/A	2/15/25 (S)
Munis																	
575294RS4	11/5/20	MASON OH MUN REC	12/1/24	4.00%	0.55%	92	\$ 125,000.00	113.873	\$ 142,341.25	\$ -	\$ 142,341.25	\$ 2,861.11	6/1/21	\$ 2,861.11	\$ -	N/A	12/1/24 (S)
575294RT2	11/5/20	MASON OH MUN REC	12/1/25	4.000%	0.700%	457	\$ 170,000.00	116.4160	\$ 197,907.20	\$ -	\$ 197,907.20	\$ 3,891.11	6/1/21	\$ 3,891.11	\$ -	N/A	12/1/24 (S)
Callable Agencies																	
3134GWC87	9/9/20	FHLMC	9/9/25	0.550%	0.550%	374	\$ 250,000.00	100.0000	\$ 250,000.00	\$ -	\$ 250,000.00	\$ 687.50	3/9/21	\$ 687.50	\$ -	10/9/24 (Q)	9/9/24 (S)
3134GWC87	9/9/20	FHLMC	9/9/25	0.550%	0.550%	374	\$ 250,000.00	100.00	\$ 250,000.00	\$ -	\$ 250,000.00	\$ 687.50	3/9/21	\$ 687.50	\$ -	9/9/24 (Q)	9/9/24 (S)
3130APT7	11/30/21	FHLB	11/24/26	2.000%	2.000%	815	\$ 250,000.00	100.0000	\$ 250,029.17	\$ 29.17	\$ 250,029.17	\$ 875.00	5/27/22	\$ 845.83	\$ -	11/24/24 (Q)	11/24/24 (S)
3130APT7	11/30/21	FHLB	11/24/26	2.000%	2.000%	815	\$ 350,000.00	100.0000	\$ 350,000.00	\$ 40.83	\$ 350,040.83	\$ 1,225.00	5/24/22	\$ 1,184.17	\$ -	11/24/24 (Q)	11/24/24 (S)
3130ARYA3	4/17/24	FHLB	5/26/27	4.000%	4.850%	998	\$ 300,000.00	97.5700	\$ 292,710.00	\$ 4,700.00	\$ 297,410.00	\$ 6,000.00	5/26/24	\$ 1,300.00	\$ -	11/26/24 (Q)	11/26/24 (S)
3134HAFZ1	8/21/24	FHLMC	8/21/28	4.050%	4.125%	1,451	\$ 500,000.00	99.7250	\$ 498,625.00	\$ -	\$ 498,625.00	\$ 10,125.00	2/21/25	\$ 10,125.00	\$ -	8/21/25 (A)	2/21/25 (S)
Totals							\$10,437,000.00		\$ 10,460,744.58	\$ 10,939.40	\$ 10,471,683.98				\$ -		

Money Market Balance \$ 56,792.98
Total Cost Basis \$ 10,517,537.56

Redeemed / Called Holdings

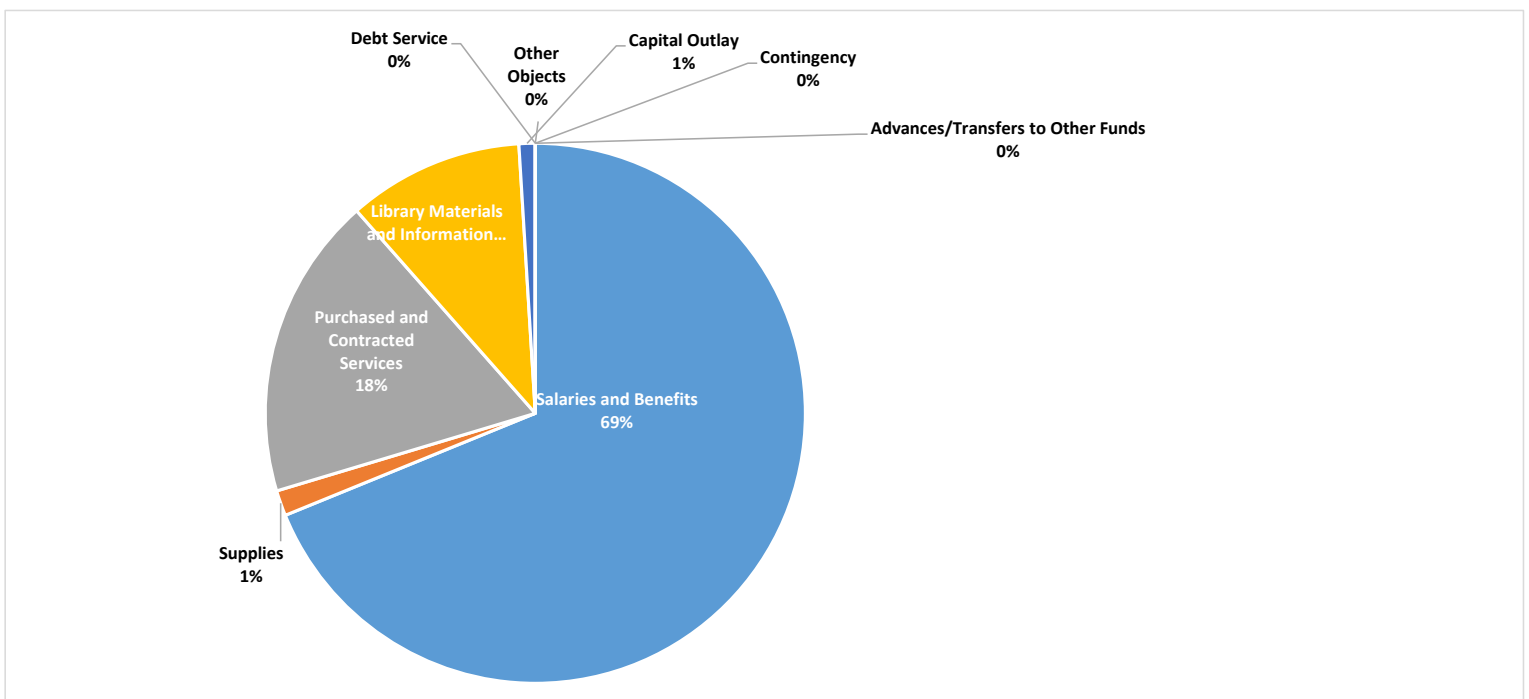
Federal Agency - Callables

Cusip	Settlement Date	Full or Partial Call?	Agency Issuer	Maturity Date	Coupon Rate	Final Call?	Par Amount	Price	Premium/(Discount)	Accrued Interest Paid	Total	Par Amount Redeemed	Interest Paid at Redemption	Total Redeemed	Realized Capital Gains	Remaining Principal	CalLED Upon Date
3133EL4J0	8/19/20	MATURED	FFCB	8/19/24	0.470%	N/A	\$ 1,000,000.00	\$ 100.00	\$ 1,000,000.00	\$ -	\$ 1,000,000.00	\$ 1,000,000.00	\$ 2,350.00	\$ 1,002,350.00	\$ -	\$ -	N/A
												\$ 1,000,000.00	\$ 2,350.00	\$ 1,002,350.00			

Brian R. Carter
Vice President
Fifth Third Securities, Inc.
Columbus, Ohio 43215
614-744-5496

Delaware County District Library Financial Statement For the Month Ended 8/31/24

	GENERAL	BUILDING AND REPAIR	PERMANENT IMPROVEMENT	ENDOWMENT	TOTAL
Beginning Cash Balance	12,449,070.22	640,584.74	554,381.61	113,861.29	13,757,897.86
Revenues:					
Taxes	2,837,316.75				2,837,316.75
Patron Fees	8,628.82				8,628.82
Earnings on Investments	42,380.88	1,878.61	1,536.67	3.36	45,799.52
Miscellaneous Receipts	719.06		-		719.06
Contributions, Gifts, Donations	6,900.00				6,900.00
Grants					-
Transfers From Other Funds	-		-		-
Total Revenues	2,895,945.51	1,878.61	1,536.67	3.36	2,899,364.15
Disbursements:					
Salaries and Benefits	466,262.11				466,262.11
Supplies	10,333.14				10,333.14
Purchased and Contracted Services	122,849.44		3,050.00		125,899.44
Library Materials and Information	71,338.71				71,338.71
Capital Outlay	6,589.70	-	27,345.55		33,935.25
Debt Service	-				-
Other Objects	-				-
Contingency	-				-
Advances/Transfers to Other Funds	-				-
Total Disbursements	677,373.10	-	30,395.55	-	707,768.65
Ending Cash Balances	14,667,642.63	642,463.35	525,522.73	113,864.65	15,949,493.36
Encumbrances	803,883.54	34,875.00	151,533.07	-	990,291.61
Available For Expenditure	13,863,759.09	607,588.35	373,989.66	113,864.65	14,959,201.75



Delaware County District Library
Financial Summary - Actual YTD
8/31/2024

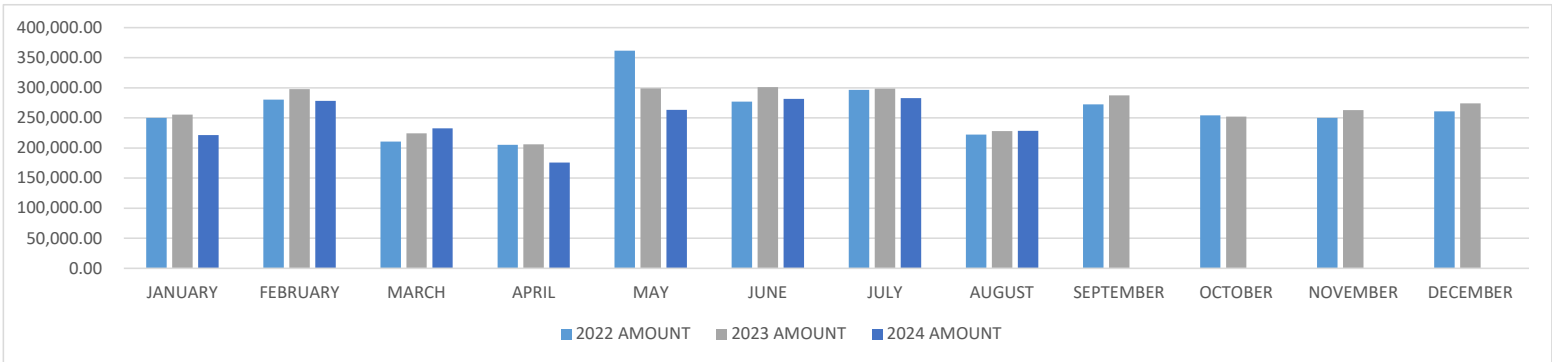
	Budget	January	February	March	April	May	June	July	August	Year to Date Rev/Expense	Over/(Under) Budget	YTD %
General Fund												
Revenues												
Public Library Fund	3,072,144.61	221,520.48	278,209.01	232,507.62	175,936.75	263,528.14	281,752.75	282,963.43	228,652.56	1,965,070.74	(1,107,073.87)	64%
Levy - County Property Tax	6,180,830.98	-	-	2,882,212.82	314,737.50	2,219.70	-	-	2,608,664.19	5,807,834.21	(372,996.77)	94%
Other	246,200.00	79,211.33	59,379.62	31,081.97	49,446.82	63,550.64	41,505.42	40,272.51	58,628.76	423,077.07	176,877.07	172%
Total Revenues	9,499,175.59	300,731.81	337,588.63	3,145,802.41	540,121.07	329,298.48	323,258.17	323,235.94	2,895,945.51	8,195,982.02	(1,303,193.57)	86%
Expenditures												
Salaries & Benefits	6,422,929.84	465,002.45	436,771.29	438,822.25	443,111.96	602,392.28	498,021.01	463,289.27	466,262.11	3,813,672.62	(2,609,257.22)	59%
Supplies	227,000.00	9,032.03	6,695.06	8,590.09	12,934.57	10,058.60	12,822.26	9,206.52	10,333.14	79,672.27	(147,327.73)	35%
Purchased and Contracted Services	1,573,190.00	175,384.67	102,210.53	206,431.80	156,396.12	84,553.43	60,942.93	130,307.53	122,849.44	1,039,076.45	(534,113.55)	66%
Materials	1,024,266.00	25,827.96	86,546.10	75,914.52	54,761.51	118,919.25	129,740.80	59,330.17	71,338.71	622,379.02	(401,886.98)	61%
Capital	211,191.37	148.00	-	968.33	1,792.57	7,126.55	17,852.04	185.90	6,589.70	34,663.09	(176,528.28)	16%
Debt Service	972,250.00	-	-	-	-	91,125.00	-	-	-	91,125.00	(881,125.00)	9%
Other	28,700.00	6,951.25	270.74	11,495.00	-	-	1,199.00	-	-	19,915.99	(8,784.01)	69%
Contingency	-	-	-	-	-	-	-	-	-	-	-	0%
Advances/Transfer to Other Funds	700,000.00	-	-	-	-	-	-	-	-	-	(700,000.00)	0%
Total Expenditures	11,159,527.21	682,346.36	632,493.72	742,221.99	668,996.73	914,175.11	720,578.04	662,319.39	677,373.10	5,700,504.44	(5,459,022.77)	51.08%
Building and Repair (Minor Capital Projects)												
Revenues	16,800.00	-	-	7,219.80	804.25	2,995.90	1,818.17	1,380.51	1,878.61	16,097.24	(702.76)	
Expenditures	500,000.00	9,000.00	-	-	4,375.00	890.00	17,680.00	60,258.00	-	92,203.00	(407,797.00)	18%
Permanent Improvement Funds												
Revenues	12,000.00	-	-	6,190.19	1,191.67	4,426.34	2,754.36	1,194.74	1,536.67	17,293.97	5,293.97	
Expenditures	1,092,750.00	158,235.81	17,585.00	17,485.67	75,010.56	4,362.50	-	506,434.68	30,395.55	809,509.77	(283,240.23)	74%
Endowment Funds												
Revenues	1,200.00	289.86	310.17	291.31	302.50	291.62	302.46	284.04	3.36	2,075.32	875.32	173%
Expenditures	-	-	-	-	-	-	-	-	-	-	-	#DIV/0!
Total All Funds												
Revenues	9,529,175.59	301,021.67	337,898.80	3,159,503.71	542,419.49	337,012.34	328,133.16	326,095.23	2,899,364.15	8,231,448.55	(1,297,727.04)	86%
Expenditures	12,752,277.21	849,582.17	650,078.72	759,707.66	748,382.29	919,427.61	738,258.04	1,229,012.07	707,768.65	6,602,217.21	(6,150,060.00)	51.8%

Delaware County District Library
Financial Summary -Projected
08/31/24

	Budget	January	February	March	April	May	June	July	August	September	October	November	December	Year to Date Rev/Expense	Over/(Under) Budget	YTD %
General Fund																
Revenues																
Public Library Fund	3,072,144.61	221,520.48	278,209.01	232,507.62	175,936.75	263,528.14	281,752.75	282,963.43	228,652.56	265,000.00	180,000.00	250,000.00	328,000.00	2,988,070.74	(84,073.87)	97%
Levy - County Property Tax	6,180,830.98	-	-	2,882,212.82	314,737.50	2,219.70	-	-	2,608,664.19	301,300.00	2,150.00	-	-	6,111,284.21	(69,546.77)	99%
Other	246,200.00	79,211.33	59,379.62	31,081.97	49,446.82	63,550.64	41,505.42	40,272.51	58,628.76	68,550.00	41,150.00	57,550.00	41,550.00	631,877.07	385,677.07	257%
Total Revenues	9,499,175.59	300,731.81	337,588.63	3,145,802.41	540,121.07	329,298.48	323,258.17	323,235.94	2,895,945.51	634,850.00	223,300.00	307,550.00	369,550.00	9,731,232.02	232,056.43	102%
Expenditures																
Salaries & Benefits	6,422,929.84	465,002.45	436,771.29	438,822.25	443,111.96	602,392.28	498,021.01	463,289.27	466,262.11	477,575.21	478,480.50	662,105.00	511,579.50	5,943,412.83	(479,517.01)	93%
Supplies	227,000.00	9,032.03	6,695.06	8,590.09	12,934.57	10,058.60	12,822.26	9,206.52	10,333.14	12,950.00	15,700.00	13,700.00	12,700.00	134,722.27	(92,277.73)	59%
Purchased and Contracted Services	1,573,190.00	175,384.67	102,210.53	206,431.80	156,396.12	84,553.43	60,942.93	130,307.53	122,849.44	94,229.00	173,515.00	84,515.00	91,114.00	1,482,449.45	(90,740.55)	94%
Materials	1,024,266.00	25,827.96	86,546.10	75,914.52	54,761.51	118,919.25	129,740.80	59,330.17	71,338.71	77,122.76	98,000.00	74,600.00	75,300.00	947,401.78	(76,864.22)	92%
Capital	211,191.37	148.00	-	968.33	1,792.57	17,126.55	17,852.04	185.90	6,589.70	37,691.37	11,500.00	11,500.00	11,500.00	106,854.46	(104,336.91)	51%
Debt Service	972,250.00	-	-	-	-	91,125.00	-	-	-	-	-	881,125.00	-	972,250.00	-	100%
Other	28,700.00	6,951.25	270.74	11,495.00	-	-	1,199.00	-	-	1,100.00	1,100.00	600.00	1,100.00	23,815.99	(4,884.01)	83%
Contingency	-	-	-	-	-	-	-	-	-	-	-	-	-	-	-	0%
Advances/Transfer to Other Funds	700,000.00	-	-	-	-	-	-	-	-	-	-	-	700,000.00	700,000.00	-	100%
Total Expenditures	11,159,527.21	682,346.36	632,493.72	742,221.99	668,996.73	914,175.11	720,578.04	662,319.39	677,373.10	700,668.34	778,295.50	1,728,145.00	1,403,293.50	10,310,906.78	(848,620.43)	92%
Building and Repair (Minor Capital Projects)																
Revenues	16,800.00	-	-	7,219.80	804.25	2,995.90	1,818.17	1,380.51	1,878.61	2,000.00	1,500.00	2,000.00	1,500.00	23,097.24	6,297.24	137%
Expenditures	500,000.00	9,000.00	-	-	4,375.00	890.00	17,680.00	60,258.00	-	20,000.00	50,000.00	50,000.00	50,000.00	262,203.00	(237,797.00)	52%
Permanent Improvement Funds																
Revenues	12,000.00	-	-	6,190.19	1,191.67	4,426.34	2,754.36	1,194.74	1,536.67	1,000.00	800.00	1,000.00	1,000.00	21,093.97	9,093.97	176%
Expenditures	1,092,750.00	158,235.81	17,585.00	17,485.67	75,010.56	4,362.50	-	506,434.68	30,395.55	3,475.00	3,475.00	3,475.00	153,475.00	973,409.77	(119,340.23)	89%
Endowment Funds																
Revenues	1,200.00	289.86	310.17	291.31	302.50	291.62	302.46	284.04	3.36	285.00	285.00	285.00	285.00	3,215.32	2,015.32	268%
Expenditures	-	-	-	-	-	-	-	-	-	-	-	-	-	-	-	#DIV/0!
Total All Funds																
Revenues	9,529,175.59	301,021.67	337,898.80	3,159,503.71	542,419.49	337,012.34	328,133.16	326,095.23	2,899,364.15	638,135.00	225,885.00	310,835.00	372,335.00	9,778,638.55	249,462.96	103%
Expenditures	12,752,277.21	849,582.17	650,078.72	759,707.66	748,382.29	919,427.61	738,258.04	1,229,012.07	707,768.65	724,143.34	831,770.50	1,781,620.00	1,606,768.50	11,546,519.55	(1,205,757.66)	91%

**DELAWARE COUNTY DISTRICT LIBRARY
PUBLIC LIBRARY FUND INCOME - THREE YEAR HISTORY
As of August 31, 2024**

	2022		2023		2024		\$ DIFFERENCE 2023/2024	% CHANGE 2023/2024
	AMOUNT	% OF TOTAL	AMOUNT	% OF TOTAL	AMOUNT	% OF TOTAL		
JANUARY	249,964.13	8%	255,651.09	8%	221,520.48	7%	(34,130.61)	-13%
FEBRUARY	280,524.08	10%	297,757.40	9%	278,209.01	9%	(19,548.39)	-7%
MARCH	210,496.10	8%	224,470.59	7%	232,507.62	8%	8,037.03	4%
APRIL	205,393.69	7%	206,159.35	7%	175,936.75	6%	(30,222.60)	-15%
MAY	361,526.40	9%	299,211.54	12%	263,528.14	9%	(35,683.40)	-12%
JUNE	276,943.54	12%	301,152.69	9%	281,752.75	9%	(19,399.94)	-6%
JULY	296,610.36	11%	298,453.57	10%	282,963.43	9%	(15,490.14)	-5%
AUGUST	222,356.30	8%	228,255.23	7%	228,652.56	7%	397.33	0%
SEPTEMBER	272,427.27	10%	287,421.61	9%	0.00	0%		0%
OCTOBER	254,402.41	9%	252,336.25	8%	0.00	0%		0%
NOVEMBER	250,049.15	10%	262,746.47	8%	0.00	0%		0%
DECEMBER	260,672.09	10%	274,051.06	9%	0.00	0%		0%
TOTAL	3,141,365.52		3,187,666.85	YTD ACTUAL	1,965,070.74			
				EOY ESTIMATE	3,072,144.61	ACT 24/EST 24	(1,107,073.87)	-36%



	DELAWARE COUNTY	FRANKLIN COUNTY	TOTAL
JANUARY	221,326.84	193.64	221,520.48
FEBRUARY	277,965.82	243.19	278,209.01
MARCH	232,304.37	203.25	232,507.62
APRIL	175,782.96	153.79	175,936.75
MAY	263,297.78	230.36	263,528.14
JUNE	281,506.46	246.29	281,752.75
JULY	282,716.08	247.35	282,963.43
AUGUST	228,452.68	199.88	228,652.56
SEPTEMBER			-
OCTOBER			-
NOVEMBER			-
DECEMBER			-
TOTAL	1,963,352.99	1,717.75	1,965,070.74

Delaware County District Library
Bank Reconciliation
8/31/2024

Bank Statement Amounts:

Petty Cash/Cash Drawers (General Fund)	1,756.00
First Commonwealth	1,967,783.00
5/3 (General Fund)	10,517,537.56
First Commonwealth (General Fund)	-
First Commonwealth (Endowment)	79,205.47
First Commonwealth (Building)	-
Star Ohio (General Fund)	3,436,090.80
Total Statement Balances	<u>16,002,372.83</u>

Adjustments (Items not yet reflected on statements):

Outstanding Deposit

Outstanding Checks

UAN Checks Uncleared 52,879.47

Total Adjustments 52,879.47

Adjust bank balances 15,949,493.36

UAN Fund Balances

1000 General Fund	14,667,642.63
4001 Building & Repair	642,463.35
4002 Permanent Improvement Fund	525,522.73
4501 Endowment Fund	113,864.65

Adjustments (Items not yet reflected in General Ledger):

Total UAN Fund Balances 15,949,493.36

Out of Balance -

Payment Listing

August 2024

Payment Advice #	Post Date	Transaction Date	Type	Vendor / Payee	Amount	Status
299-2024	08/07/2024	07/15/2024	CH	AMERICAN ELECTRIC POWER	\$5,135.00	C
318-2024	08/06/2024	07/18/2024	CH	DEL CO WATER	\$26.70	C
319-2024	08/06/2024	07/18/2024	CH	DEL CO WATER	\$241.00	C
320-2024	08/06/2024	07/18/2024	CH	DEL CO WATER	\$18.60	C
329-2024	08/08/2024	07/30/2024	CH	AMERICAN ELECTRIC POWER	\$5,291.42	C
330-2024	08/14/2024	07/30/2024	CH	AMERICAN ELECTRIC POWER	\$3,991.07	C
331-2024	08/06/2024	07/30/2024	CH	COLUMBIA GAS OF OHIO, INC.	\$220.05	C
332-2024	08/06/2024	07/30/2024	CH	COLUMBIA GAS OF OHIO, INC.	\$223.46	C
334-2024	08/02/2024	08/02/2024	CH	FRONTIER	\$429.20	C
335-2024	08/02/2024	08/02/2024	CH	AMAZON CAPITAL SERVICES	\$4,178.88	C
336-2024	08/02/2024	08/06/2024	CH	FRONTIER	\$387.79	C
337-2024	08/02/2024	08/06/2024	CH	FRONTIER	\$155.36	C
338-2024	08/20/2024	08/06/2024	CH	DEL CO WATER	\$221.00	C
339-2024	08/29/2024	08/06/2024	CH	AMERICAN ELECTRIC POWER	\$430.86	C
340-2024	08/15/2024	08/06/2024	CH	US BANK EQUIPMENT FINANCE	\$515.16	C
341-2024	08/06/2024	08/06/2024	CH	REPUBLIC SERVICES INC	\$130.83	C
342-2024	08/06/2024	08/06/2024	CH	REPUBLIC SERVICES INC	\$65.68	C
343-2024	08/06/2024	08/06/2024	CH	REPUBLIC SERVICES INC	\$96.15	C
344-2024	08/06/2024	08/06/2024	CH	REPUBLIC SERVICES INC	\$64.77	C
345-2024	08/06/2024	08/06/2024	CH	REPUBLIC SERVICES INC	\$186.56	C
346-2024	08/06/2024	08/06/2024	CH	AES OHIO	\$357.93	C
347-2024	08/07/2024	08/07/2024	CH	PAYCOR, INC.	\$2,634.80	C
348-2024	08/09/2024	08/07/2024	CH	PAYROLL ACCOUNT	\$154,194.45	C
349-2024	08/09/2024	08/07/2024	CH	OHIO DEFERRED COMPENSATION	\$3,693.00	C
350-2024	08/09/2024	08/07/2024	CH	OHIO DEFERRED COMPENSATION	\$355.00	C
351-2024	08/23/2024	08/19/2024	CH	PAYROLL ACCOUNT	\$153,686.74	C
352-2024	08/23/2024	08/19/2024	CH	OHIO DEFERRED COMPENSATION	\$3,743.00	C
353-2024	08/23/2024	08/19/2024	CH	OHIO DEFERRED COMPENSATION	\$455.00	C
354-2024	08/15/2024	08/19/2024	CH	AMAZON CAPITAL SERVICES	\$877.47	C
355-2024	08/16/2024	08/19/2024	CH	US BANK EQUIPMENT FINANCE	\$3,146.39	C
356-2024	08/16/2024	08/19/2024	CH	FIRST COMMONWEALTH BANK	\$545.97	C
357-2024	08/16/2024	08/19/2024	CH	FIRST COMMONWEALTH BANK	\$245.46	C
358-2024	08/16/2024	08/19/2024	CH	FIRST COMMONWEALTH BANK	\$298.80	C
359-2024	08/16/2024	08/19/2024	CH	FIRST COMMONWEALTH BANK	\$932.27	C
360-2024	08/16/2024	08/19/2024	CH	FIRST COMMONWEALTH BANK	\$29.60	C
361-2024	08/16/2024	08/19/2024	CH	FIRST COMMONWEALTH BANK	\$40.13	C
362-2024	08/16/2024	08/19/2024	CH	FIRST COMMONWEALTH BANK	\$1,667.65	C
363-2024	08/16/2024	08/19/2024	CH	FIRST COMMONWEALTH BANK	\$306.76	C
364-2024	08/23/2024	08/19/2024	CH	COLUMBIA GAS OF OHIO, INC.	\$53.00	C
365-2024	08/22/2024	08/19/2024	CH	COLUMBIA GAS OF OHIO, INC.	\$465.51	C
367-2024	08/31/2024	08/19/2024	CH	CITY OF DELAWARE	\$295.18	O
371-2024	08/19/2024	08/19/2024	CH	AMAZON CAPITAL SERVICES	\$1,566.08	C
373-2024	08/26/2024	08/26/2024	CH	Ohio Public Employees Retirement System	\$83,948.39	C
374-2024	08/02/2024	08/26/2024	CH	FINET	\$26.99	C
375-2024	08/02/2024	08/26/2024	CH	FINET	\$32.01	C
376-2024	08/02/2024	08/26/2024	CH	FINET	\$75.17	C

Payment Listing

August 2024

Payment Advice #	Post Date	Transaction Date	Type	Vendor / Payee	Amount	Status
377-2024	08/02/2024	08/26/2024	CH	FINET	\$168.88	C
378-2024	08/02/2024	08/26/2024	CH	FINET	\$84.83	C
379-2024	08/27/2024	08/27/2024	CH	AES OHIO	\$328.61	C
386-2024	08/27/2024	08/27/2024	CH	FRONTIER	\$155.36	C
387-2024	08/27/2024	08/27/2024	CH	FRONTIER	\$387.79	C
388-2024	08/27/2024	08/27/2024	CH	REPUBLIC SERVICES INC	\$88.62	C
389-2024	08/27/2024	08/27/2024	CH	REPUBLIC SERVICES INC	\$65.36	C
390-2024	08/27/2024	08/27/2024	CH	REPUBLIC SERVICES INC	\$95.67	C
391-2024	08/27/2024	08/27/2024	CH	REPUBLIC SERVICES INC	\$185.67	C
392-2024	08/27/2024	08/27/2024	CH	REPUBLIC SERVICES INC	\$64.45	C
393-2024	08/27/2024	08/27/2024	CH	CHARTER COMMUNICATIONS	\$208.00	C
394-2024	08/27/2024	08/27/2024	CH	CHARTER COMMUNICATIONS	\$237.50	C
395-2024	08/28/2024	08/29/2024	CH	UNITED HEALTHCARE	\$64,527.37	C
396-2024	08/28/2024	08/29/2024	CH	VISION SERVICE PLAN - (CT)	\$667.77	C
400-2024	08/30/2024	08/30/2024	CH	AMAZON CAPITAL SERVICES	\$1,091.26	O
401-2024	08/30/2024	08/30/2024	CH	CHARTER COMMUNICATIONS	\$2,406.50	O
402-2024	08/28/2024	09/03/2024	CH	OneAmerica Financial Partners, Inc	\$547.39	C
56833	08/06/2024	08/06/2024	AW	AMANDA PLUMBING	\$1,420.00	C
56834	08/06/2024	08/06/2024	AW	APPLIED MECHANICAL SYSTEMS INC	\$3,095.00	C
56835	08/06/2024	08/06/2024	AW	BATTERIES PLUS	\$159.90	C
56836	08/06/2024	08/06/2024	AW	COLUMBUS DISPATCH	\$1,359.00	C
56837	08/06/2024	08/06/2024	AW	Delaware Gazette	\$11.25	C
56838	08/06/2024	08/06/2024	AW	HILLYARD OHIO	\$1,070.94	C
56839	08/06/2024	08/06/2024	AW	INFO USA MARKETING	\$398.00	C
56840	08/06/2024	08/06/2024	AW	LEGACY MAINTENANCE SERVICES	\$800.00	C
56841	08/06/2024	08/06/2024	AW	ODP BUSINESS SOLUTIONS, LLC	\$197.46	C
56842	08/06/2024	08/06/2024	AW	ORACLE ELEVATOR	\$603.63	C
56843	08/06/2024	08/06/2024	AW	ORKIN	\$93.99	C
56844	08/06/2024	08/06/2024	AW	ORKIN	\$188.99	C
56845	08/06/2024	08/06/2024	AW	PERRY PRO TECH	\$46.95	C
56846	08/06/2024	08/06/2024	AW	QUILT BEGINNINGS	\$546.55	C
56847	08/06/2024	08/06/2024	AW	T-MOBILE	\$1,606.50	C
56848	08/06/2024	08/06/2024	AW	TODAYS BUSINESS SOLUTIONS	\$621.92	C
56849	08/06/2024	08/06/2024	AW	VILLAGE OF OSTRANDER	\$34.43	C
56850	08/08/2024	08/08/2024	AW	AMANDA SHETEROM	\$36.45	C
56851	08/08/2024	08/08/2024	AW	Ashley Mensah	\$12.33	C
56852	08/08/2024	08/08/2024	AW	BRYAN HOWARD	\$203.75	C
56853	08/08/2024	08/08/2024	AW	D & D COMMERCIAL CLEANING	\$3,200.00	C
56854	08/08/2024	08/08/2024	AW	HANNAH SIMPSON	\$54.20	C
56855	08/08/2024	08/08/2024	AW	JULIE MILLER	\$46.70	C
56856	08/08/2024	08/08/2024	AW	KANOPY	\$778.50	C
56857	08/08/2024	08/08/2024	AW	OVERDRIVE, INC	\$47.31	C
56858	08/08/2024	08/08/2024	AW	KATHERINE HUGHES	\$12.60	C
56859	08/08/2024	08/08/2024	AW	Lisa Kaufman	\$12.60	C
56860	08/08/2024	08/08/2024	AW	MIDWEST TAPE LLC	\$9,099.62	O
56861	08/08/2024	08/08/2024	AW	MOLLY MEYERS LABADIE	\$53.04	C

Payment Listing

August 2024

Payment Advice #	Post Date	Transaction Date	Type	Vendor / Payee	Amount	Status
56862	08/08/2024	08/08/2024	AW	NICOLE FOWLES	\$173.12	C
56863	08/08/2024	08/08/2024	AW	ODP BUSINESS SOLUTIONS, LLC	\$753.15	C
56864	08/08/2024	08/08/2024	AW	ORACLE ELEVATOR	\$451.32	C
56865	08/08/2024	08/08/2024	AW	PRECISION WINDOW CLEANING LLC	\$1,375.00	C
56866	08/08/2024	08/08/2024	AW	SARA ARANGO	\$76.78	C
56867	08/08/2024	08/08/2024	AW	SARAH ROBERTSON	\$6.30	C
56868	08/08/2024	08/08/2024	AW	SUTTON DURFEE	\$7.97	C
56869	08/08/2024	08/08/2024	AW	TAYLOR DANIEL	\$25.19	C
56870	08/08/2024	08/08/2024	AW	Wendi Foos	\$17.69	C
56871	08/08/2024	08/08/2024	AW	Zachary Winniestaffer	\$3.22	O
56872	08/09/2024	08/09/2024	AW	ANGIE GROSSENBACHER	\$60.30	C
56873	08/09/2024	08/09/2024	AW	BAKER & TAYLOR BOOKS - 510486	\$8,775.77	C
56874	08/09/2024	08/09/2024	AW	CDW-G	\$473.48	C
56875	08/09/2024	08/09/2024	AW	T-MOBILE	\$351.61	C
56876	08/09/2024	08/09/2024	AW	T-MOBILE	\$328.71	C
56877	08/09/2024	08/09/2024	AW	TRITHIUM SOLUTIONS	\$2,069.65	C
56878	08/14/2024	08/14/2024	AW	Cummins Sales & Services	\$574.50	C
56879	08/14/2024	08/14/2024	AW	MARKER CONSTRUCTION	\$27,345.55	C
56880	08/16/2024	08/16/2024	AW	Collin Clemons	\$20.57	C
56881	08/16/2024	08/16/2024	AW	HANNAH SIMPSON	\$25.19	C
56882	08/16/2024	08/16/2024	AW	Wren Kress	\$21.71	C
56883	08/23/2024	08/21/2024	AW	AMANDA PLUMBING	\$470.43	C
56884	08/23/2024	08/21/2024	AW	APPLIED MECHANICAL SYSTEMS INC	\$1,457.59	C
56885	08/23/2024	08/21/2024	AW	BAKER & TAYLOR BOOKS - 510486	\$23,979.31	C
56886	08/23/2024	08/21/2024	AW	BRAINFUSE ONLINE INSTRUCTION	\$10,950.00	O
56887	08/23/2024	08/21/2024	AW	BUCKEYE BED BUG DETECTION	\$820.00	O
56888	08/23/2024	08/21/2024	AW	CDW-G	\$220.56	O
56889	08/23/2024	08/21/2024	AW	DELHI LANDSCAPING INC	\$1,131.00	O
56890	08/23/2024	08/21/2024	AW	ESA	\$91.91	O
56891	08/23/2024	08/21/2024	AW	GALE	\$1,192.46	C
56892	08/23/2024	08/21/2024	AW	JSI Janitorial	\$13,408.00	C
56893	08/23/2024	08/21/2024	AW	LEGACY MAINTENANCE SERVICES	\$18,020.00	C
56894	08/23/2024	08/21/2024	AW	MIDWEST TAPE LLC	\$3,104.66	C
56895	08/23/2024	08/21/2024	AW	ORKIN	\$79.50	C
56896	08/23/2024	08/21/2024	AW	PERRY PRO TECH	\$330.95	C
56897	08/23/2024	08/21/2024	AW	PLAYAWAY PRODUCTS	\$1,118.58	C
56898	08/23/2024	08/21/2024	AW	S.A. COMUNALE CO., INC.	\$200.00	C
56899	08/23/2024	08/21/2024	AW	TRI-TOWNSHIP FIRE DEPARTMENT	\$22.00	O
56900	08/30/2024	08/30/2024	AW	ACCO BRANDS USA LLC	\$376.85	O
56901	08/30/2024	08/30/2024	AW	BRICKER GRAYDON LLP	\$3,251.00	O
56902	08/30/2024	08/30/2024	AW	CDW-G	\$6,090.12	O
56903	08/30/2024	08/30/2024	AW	CENTER POINT	\$198.36	O
56904	08/30/2024	08/30/2024	AW	Clear Solutions Inc	\$675.29	O
56905	08/30/2024	08/30/2024	AW	DELAWARE AREA CHAMBER	\$950.00	O
56906	08/30/2024	08/30/2024	AW	HARDWARE EXCHANGE	\$117.07	O
56907	08/30/2024	08/30/2024	AW	HILLYARD OHIO	\$1,120.53	O

Payment Listing

August 2024

Payment Advice #	Post Date	Transaction Date	Type	Vendor / Payee	Amount	Status
56908	08/30/2024	08/30/2024	AW	JAYNA MCDANIEL-BROWNING	\$28.81	O
56909	08/30/2024	08/30/2024	AW	KADRA-AYAN AHMED	\$14.34	O
56910	08/30/2024	08/30/2024	AW	KELLY COCHRAN	\$15.68	O
56911	08/30/2024	08/30/2024	AW	LEGACY MAINTENANCE SERVICES	\$8,538.00	O
56912	08/30/2024	08/30/2024	AW	MATRIX	\$444.00	O
56913	08/30/2024	08/30/2024	AW	ORKIN	\$97.99	O
56914	08/30/2024	08/30/2024	AW	ORKIN	\$145.99	O
56915	08/30/2024	08/30/2024	AW	PLAYAWAY PRODUCTS	\$757.38	O
56916	08/30/2024	08/30/2024	AW	QUILT BEGINNINGS	\$66.98	O
56917	08/30/2024	08/30/2024	AW	SIGNWAREHOUSE	\$950.38	O
56918	08/30/2024	08/30/2024	AW	T-MOBILE	\$1,606.50	O
56919	08/30/2024	08/30/2024	AW	ULINE	\$1,245.79	O
Total Payments:					\$679,029.72	
Total Conversion Vouchers:					\$0.00	
Total Less Conversion Vouchers:					\$679,029.72	

Type: AM - Accounting Manual Warrant, AW - Accounting Warrant, IM - Investment Manual Warrant, IW - Investment Warrant, PM - Payroll Manual Warrant, PR - Payroll Warrant, RW - Reduction of Receipt Warrant, SW - Skipped Warrant, WH - Withholding Warrant, WM - Withholding Manual, WS - Special Warrant, CH - Electronic Payment Advice, IL - Investment Loss, EP - Payroll EFT Voucher, CV - Payroll Conversion Voucher, SV - Payroll Special Voucher, EW - Withholding Voucher, POS ADJ - Positive Adjustment, NEG ADJ - Negative Adjustment, POS REAL - Positive Reallocation, NEG REAL - Negative Reallocation

Status: O - Outstanding, C - Cleared, V - Voided, B - Batch

* Asterisked amounts are not included in report totals. These transactions occurred outside the reported date range but are listed for reference.