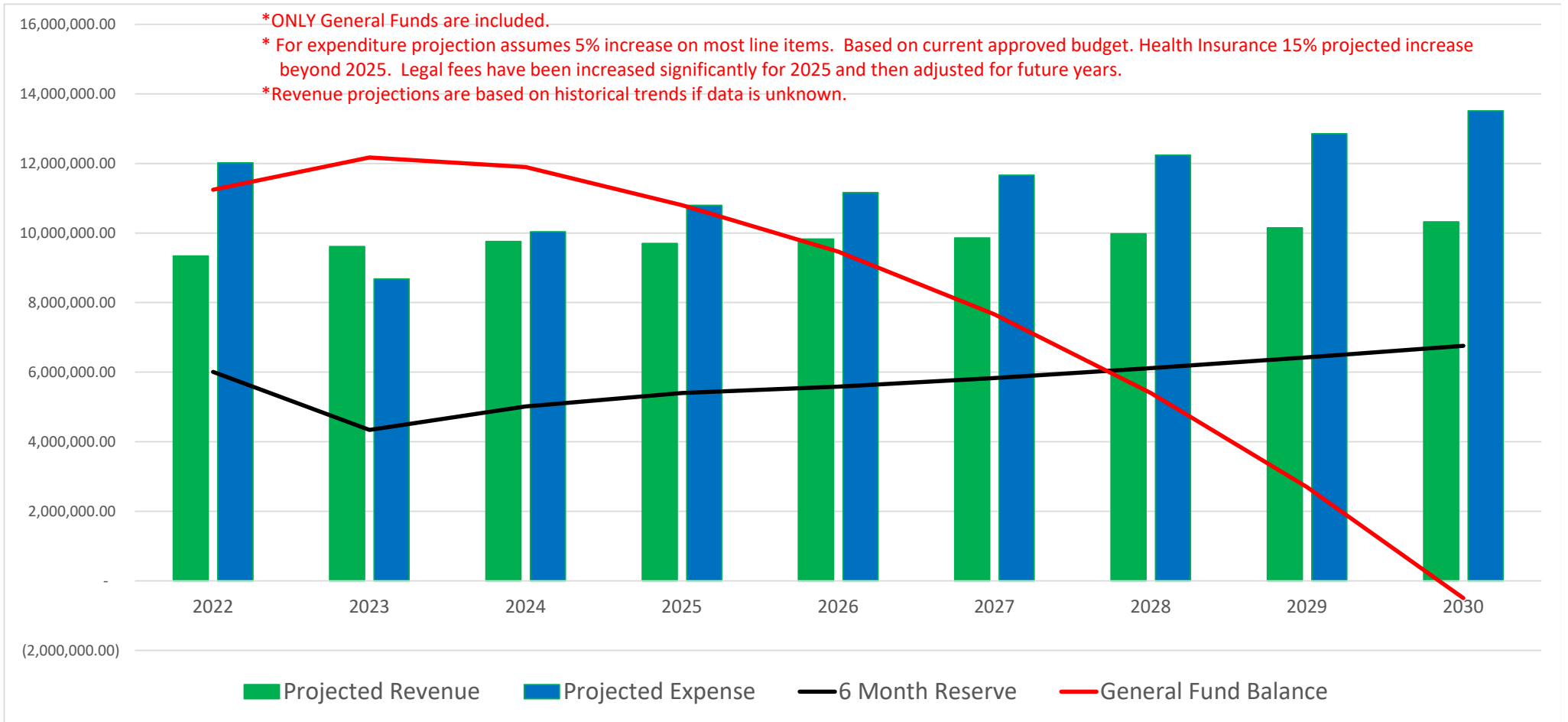


Delaware County District Library
Dashboard
9/30/2024

	2022	2023	2024	2025	2026	2027	2028	2029	2030
Projected Revenue	9,342,151.55	9,608,596.70	9,760,247.69	9,700,007.92	9,826,098.33	9,856,122.22	9,980,178.71	10,148,369.43	10,320,798.55
Projected Expense	12,020,458.33	8,679,294.51	10,032,933.97	10,795,911.50	11,162,895.62	11,662,725.04	12,238,141.26	12,852,384.70	13,513,953.87
6 Month Reserve	6,010,229.17	4,339,647.26	5,016,466.98	5,397,955.75	5,581,447.81	5,831,362.52	6,119,070.63	6,426,192.35	6,756,976.94
General Fund Balance	11,242,862.86	12,172,165.05	11,899,478.77	10,803,575.19	9,466,777.90	7,660,175.08	5,402,212.53	2,698,197.26	(494,958.06)
Net income/(loss)	(2,678,306.78)	929,302.19	(272,686.28)	(1,095,903.58)	(1,336,797.29)	(1,806,602.82)	(2,257,962.55)	(2,704,015.27)	(3,193,155.32)



**Delaware County District Library
Treasurer's Report
9/30/2024**

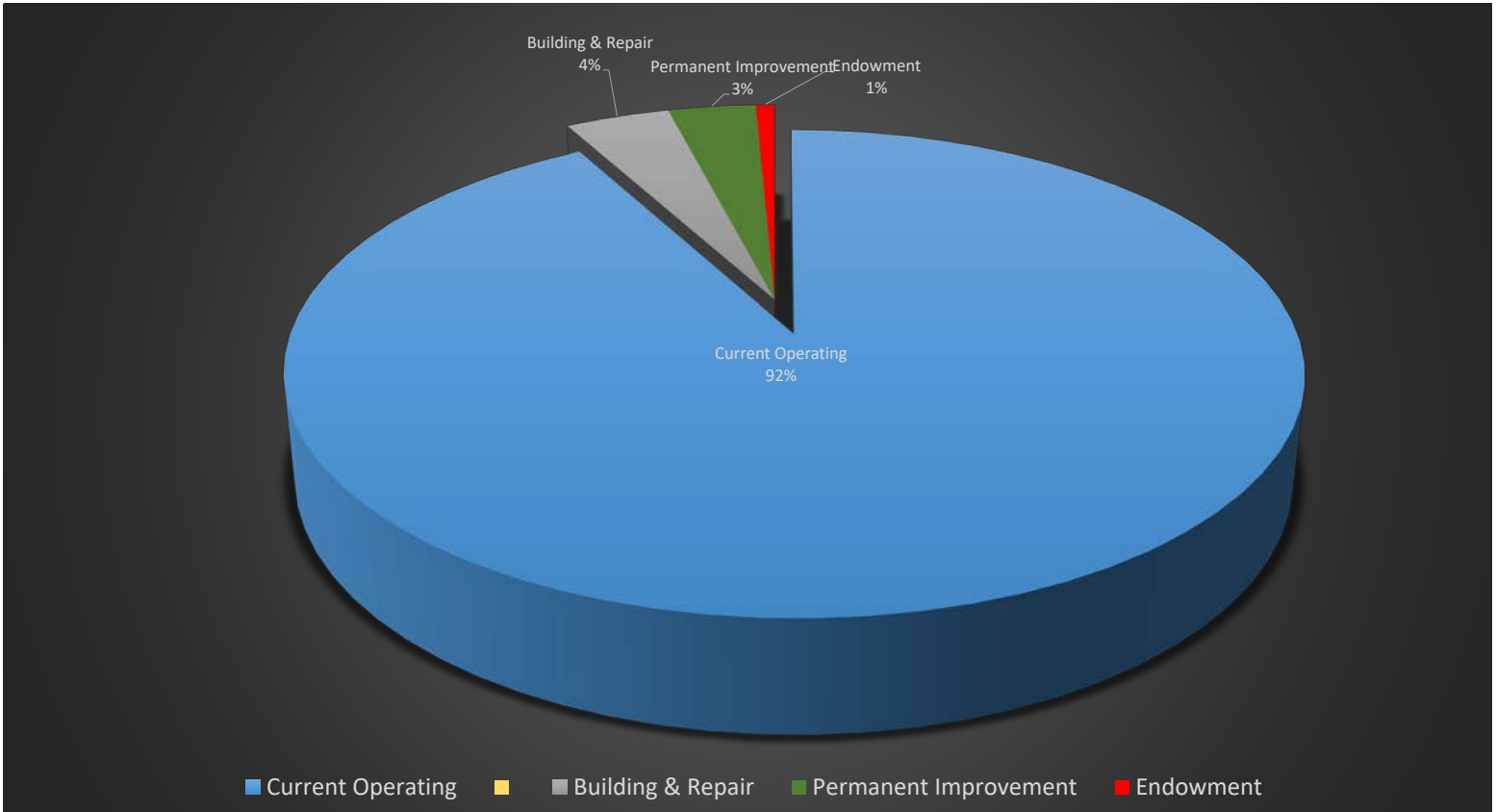
Account	Account Type/Bank	Balance at				New Balance at 9/30/2024
		8/31/2024	Dividend/ Interest	Deposits	Transfers Out/Payments	
Cash for change	Petty Cash (General Fund) *amounts for change/misc small expenses	967.25				967.25
Front desk till	Front Desk Cash (General Fund) *amounts in drawers	788.75				788.75
Primary Checking	First Commonwealth * Earns 4.82%	1,914,903.53	7,705.88	599,622.02	(727,418.23)	1,794,813.20
Securities	5/3 (General Fund) *See listing of investment vehicles	10,517,537.56	46,184.92			10,563,722.48
CD	First Commonwealth (General Fund) *4.83% Matures 4/10/24	0.00				0.00
CD	First Commonwealth (Endowment) *4.83% Matures 10/09/24	79,205.47	3.37			79,208.84
CD	First Commonwealth (Building) *4.83% Matures 4/10/24	0.00				0.00
Money Market	Star Ohio (General Fund) *Daily - 5.29% as of 9/30/24	3,436,090.80	14,938.15			3,451,028.95
TOTAL		15,949,493.36	68,832.32	599,622.02	(727,418.23)	15,890,529.47

Current Balances by Fund: (as of 9/30/2024)

General - Current Operating	\$14,621,073.53	92%
Special Revenues	\$0.00	0%
Building & Repair	\$627,763.43	4%
Permanent Improvement	\$527,824.49	3%
Endowment	\$113,868.02	1%
TOTAL ALL FUNDS	\$15,890,529.47	100%

Total All Funds by Year:

2020	\$ 13,962,062.97
2021	\$ 28,003,592.75
2022	\$ 20,475,971.47
2023	\$ 15,911,890.82
2024	\$ 15,890,529.47





Delaware County District Library Portfolio Management Investment Status Monthly Report 9/30/24

Cusip	Settlement Date	Agency Issuer	Maturity Date	Coupon Rate	Yield to Maturity	Days to Maturity	Par Amount	Price	INITIAL PAYMENT			FIRST COUPON PAYMENT					
									Premium/(Discount)	Accrued Interest	Total	First Coupon Amount	First Coupon Paid On	Net Amount Interest Realized	Unrealized Capital Gains	Next Call Date	Next Coupon Date
Current Holdings																	
Certificates of Deposit																	
14042RPY1	11/17/21	CAPITAL ONE NA	11/18/24	0.700%	0.700%	49	\$ 249,000.00	100.00	\$ 249,000.00	\$ -	\$ 249,000.00	\$ 864.34	5/17/22	\$ 864.34	\$ -	N/A	11/17/24 (S)
87165HJ27	11/19/24	SYNCHRONY BK	11/19/24	0.800%	0.800%	50	\$ 249,000.00	100.00	\$ 249,000.00	\$ -	\$ 249,000.00	\$ 654.90	3/19/22	\$ 654.90	\$ -	N/A	3/19/25 (S)
78011KBTA	3/28/24	ROYAL BUSINESS BK	3/28/25	5.000%	5.000%	179	\$ 245,000.00	100.00	\$ 245,000.00	\$ -	\$ 245,000.00	\$ 12,250.00	3/28/25	\$ 12,250.00	\$ -	N/A	3/28/25
254673D86	5/18/22	DISCOVER BK	5/19/25	3.050%	3.050%	231	\$ 246,000.00	100.00	\$ 246,000.00	\$ -	\$ 246,000.00	\$ 3,782.33	11/18/22	\$ 3,782.33	\$ -	N/A	11/18/24 (S)
45776NFY7	3/28/24	INSBANK NASHVILLE	5/28/25	5.000%	5.000%	240	\$ 245,000.00	100.00	\$ 245,000.00	\$ -	\$ 245,000.00	\$ 1,040.41	4/28/24	\$ 1,040.41	\$ -	N/A	10/28/24 (M)
740367TK3	3/22/24	PREFERRED BANK	6/23/25	5.050%	5.050%	266	\$ 245,000.00	100.00	\$ 245,000.00	\$ -	\$ 245,000.00	\$ 1,050.82	4/22/24	\$ 1,050.82	\$ -	N/A	10/22/24 (M)
108622KP5	8/12/20*	BRIDGEWATER BK	8/12/25	1.10%	1.10%	316	\$ 250,000.00	100.00	\$ 250,000.00	\$ -	\$ 250,000.00	\$ 63.70	9/12/20	\$ 63.70	\$ -	10/12/24 (M)	10/12/24 (M)
856283P67	9/22/20	STATE BK INDIA	9/22/25	0.500%	0.500%	357	\$ 249,000.00	100.00	\$ 249,000.00	\$ -	\$ 249,000.00	\$ 617.38	3/22/21	\$ 617.38	\$ -	N/A	3/22/25 (S)
95763PSR3	3/26/24	WESTERN ALLIANCE BK	9/26/25	5.050%	5.050%	361	\$ 245,000.00	100.00	\$ 245,000.00	\$ -	\$ 245,000.00	\$ 6,237.10	9/26/24	\$ 6,237.10	\$ -	N/A	3/26/25 (S)
48128WGV1	1/31/22	JPMORGAN CHASE	1/30/26	1.500%	1.500%	487	\$ 249,000.00	100.00	\$ 249,000.00	\$ -	\$ 249,000.00	\$ 1,666.94	7/31/22	\$ 1,666.94	\$ -	1/31/25 (S)	10/31/24 (Q)
25665QDE2	8/28/24	DOLLAR BANK	2/27/26	4.000%	4.000%	515	\$ 245,000.00	100.00	\$ 245,000.00	\$ -	\$ 245,000.00	\$ 4,940.27	2/28/25	\$ 4,940.27	\$ -	N/A	2/28/25 (S)
27002YGM2	3/22/24	EAGLEBANK BETHESDA	3/23/26	4.650%	4.650%	539	\$ 245,000.00	100.00	\$ 245,000.00	\$ -	\$ 245,000.00	\$ 967.58	4/22/24	\$ 967.58	\$ -	N/A	10/22/24 (M)
947547K79	3/25/24	WEBBANK	3/25/26	5.150%	5.150%	541	\$ 245,000.00	100.00	\$ 245,000.00	\$ -	\$ 245,000.00	\$ 1,071.62	4/25/24	\$ 1,071.62	\$ -	10/25/24 (M)	10/25/24 (M)
31958JAD7	3/26/24	FIRST CTZNS BK	3/26/26	4.750%	4.750%	542	\$ 245,000.00	100.00	\$ 245,000.00	\$ -	\$ 245,000.00	\$ 5,866.58	9/26/24	\$ 5,866.58	\$ -	N/A	3/26/25 (S)
06051XBV3	3/28/24	BANK OF AMERICA NA	3/30/26	4.850%	4.850%	546	\$ 245,000.00	100.00	\$ 245,000.00	\$ -	\$ 245,000.00	\$ 5,990.08	9/28/24	\$ 5,990.08	\$ -	N/A	3/28/25 (S)
33847GHG0	5/23/24	FLAGSTAR BK NA	5/22/26	5.000%	5.000%	599	\$ 245,000.00	100.00	\$ 245,000.00	\$ -	\$ 245,000.00	\$ 6,175.34	11/23/24	\$ 6,175.34	\$ -	N/A	11/23/24 (S)
05890QBP8	5/23/24	BANC OF CALIF LA	5/26/26	4.950%	4.950%	603	\$ 245,000.00	100.00	\$ 245,000.00	\$ -	\$ 245,000.00	\$ 6,113.59	11/23/24	\$ 6,113.59	\$ -	N/A	11/23/24 (S)
02519ACU9	5/24/24	AMERICAN COMM BK & TR	5/26/26	4.900%	4.900%	603	\$ 125,000.00	100.00	\$ 125,000.00	\$ -	\$ 125,000.00	\$ 520.21	6/24/24	\$ 520.21	\$ -	N/A	10/24/24 (M)
83542MAJ1	3/27/24	SONATA BK	6/26/26	4.650%	4.650%	634	\$ 245,000.00	100.00	\$ 245,000.00	\$ -	\$ 245,000.00	\$ 967.58	4/27/24	\$ 967.58	\$ -	N/A	10/27/24 (M)
06740KSW8	8/28/24	BARCLAYS BANK	8/28/26	4.000%	4.000%	697	\$ 245,000.00	100.00	\$ 245,000.00	\$ -	\$ 245,000.00	\$ 4,940.27	2/28/25	\$ 4,940.27	\$ -	N/A	2/28/25 (S)
70212YBS0	3/27/24	PARTNERS BK CALIF	9/28/26	4.650%	4.650%	728	\$ 245,000.00	100.00	\$ 245,000.00	\$ -	\$ 245,000.00	\$ 5,743.07	9/27/24	\$ 5,743.07	\$ -	N/A	3/27/25 (S)
32021YFF5	3/22/24	FIRST FED SVGS BK	2/22/27	4.650%	4.650%	875	\$ 245,000.00	100.00	\$ 245,000.00	\$ -	\$ 245,000.00	\$ 967.58	4/22/24	\$ 967.58	\$ -	N/A	10/22/24 (M)
919853KZ3	3/25/24	VALLEY NAT'L BK	3/25/27	4.600%	4.600%	906	\$ 245,000.00	100.00	\$ 245,000.00	\$ -	\$ 245,000.00	\$ 5,681.32	9/25/24	\$ 5,681.32	\$ -	N/A	3/25/25 (S)
30191MAH0	3/27/24	FFB BK FRESNO CALIF	3/29/27	5.100%	5.100%	910	\$ 245,000.00	100.00	\$ 245,000.00	\$ -	\$ 245,000.00	\$ 1,061.22	4/27/24	\$ 1,061.22	\$ -	10/27/24 (M)	10/27/24 (M)
73317ACW0	3/27/24	POPULAR BK NEW YORK	3/29/27	4.650%	4.650%	910	\$ 245,000.00	100.00	\$ 245,000.00	\$ -	\$ 245,000.00	\$ 2,871.53	6/27/24	\$ 2,871.53	\$ -	N/A	12/27/24 (Q)
91330FAV8	3/22/24	UNITY BANK	9/22/27	4.250%	4.250%	1,087	\$ 245,000.00	100.00	\$ 245,000.00	\$ -	\$ 245,000.00	\$ 884.35	4/22/24	\$ 884.35	\$ -	N/A	10/22/24 (M)
06610RCS6	3/27/24	BANKERS BK	9/27/27	4.350%	4.350%	1,092	\$ 245,000.00	100.00	\$ 245,000.00	\$ -	\$ 245,000.00	\$ 905.16	4/27/24	\$ 905.16	\$ -	N/A	10/27/24 (M)
74160NKY5	4/2/24	PRIME ALLIANCE BK	10/4/27	5.100%	5.100%	1,099	\$ 245,000.00	100.00	\$ 245,000.00	\$ -	\$ 245,000.00	\$ 1,026.99	5/2/24	\$ 1,026.99	\$ -	N/A	10/2/24 (M)
UST																	
91282CJC6	4/23/24	UST	10/15/26	4.625%	4.730%	745	\$ 500,000.00	99.76	\$ 498,789.06	\$ 505.46	\$ 499,294.52	\$ 11,562.50	10/15/2024	\$ 11,057.04	\$ -	N/A	10/15/24 (S)
91282CKA8	4/23/24	UST	2/15/27	4.125%	4.730%	868	\$ 735,000.00	98.42	\$ 723,372.07	\$ 5,663.94	\$ 729,036.01	\$ 15,159.38	8/15/2024	\$ 9,495.44	\$ -	N/A	2/15/25 (S)
Munis																	
575294RS4	11/5/20	MASON OH MUN REC	12/1/24	4.00%	0.55%	62	\$ 125,000.00	113.873	\$ 142,341.25	\$ -	\$ 142,341.25	\$ 2,861.11	6/1/21	\$ 2,861.11	\$ -	N/A	12/1/24 (S)
576294RT2	11/6/20	MASON OH MUN REC	12/1/25	4.000%	0.700%	427	\$ 170,000.00	116.4160	\$ 197,907.20	\$ -	\$ 197,907.20	\$ 3,891.11	6/1/21	\$ 3,891.11	\$ -	N/A	12/1/24 (S)
Callable Agencies																	
3134GWC87	9/9/20	FHLMC	9/9/25	0.550%	0.550%	344	\$ 250,000.00	100.0000	\$ 250,000.00	\$ -	\$ 250,000.00	\$ 687.50	3/9/21	\$ 687.50	\$ -	10/9/24 (Q)	3/9/25 (S)
3134GWC87	9/9/20	FHLMC	9/9/25	0.550%	0.550%	344	\$ 250,000.00	100.00	\$ 250,000.00	\$ -	\$ 250,000.00	\$ 687.50	3/9/21	\$ 687.50	\$ -	12/9/24 (Q)	3/9/25 (S)
3130APTV7	11/30/21	FHLB	11/24/26	2.000%	2.000%	785	\$ 250,000.00	100.0000	\$ 250,000.00	\$ 29.17	\$ 250,029.17	\$ 875.00	5/27/22	\$ 845.83	\$ -	11/24/24 (Q)	11/24/24 (S)
3130AAPT7	11/30/21	FHLB	11/24/26	2.000%	2.000%	785	\$ 350,000.00	100.0000	\$ 350,000.00	\$ 40.83	\$ 350,040.83	\$ 1,225.00	5/24/22	\$ 1,184.17	\$ -	11/24/24 (Q)	11/24/24 (S)
3130ARYA3	4/17/24	FHLB	5/26/27	4.000%	4.850%	968	\$ 300,000.00	97.5700	\$ 292,710.00	\$ 4,700.00	\$ 297,410.00	\$ 6,000.00	5/26/24	\$ 1,300.00	\$ -	11/26/24 (Q)	11/26/24 (S)
3134HAFZ1	8/21/24	FHLMC	8/21/28	4.050%	4.125%	1,421	\$ 500,000.00	99.7250	\$ 498,625.00	\$ -	\$ 498,625.00	\$ 10,125.00	2/21/25	\$ 10,125.00	\$ -	8/21/25 (A)	2/21/25 (S)
Totals							\$10,192,000.00		\$ 10,215,744.58	\$ 10,939.40	\$ 10,226,683.98			\$ -			

Money Market Balance \$ 347,977.90
Total Cost Basis \$ 10,563,722.48

Redeemed / Called Holdings

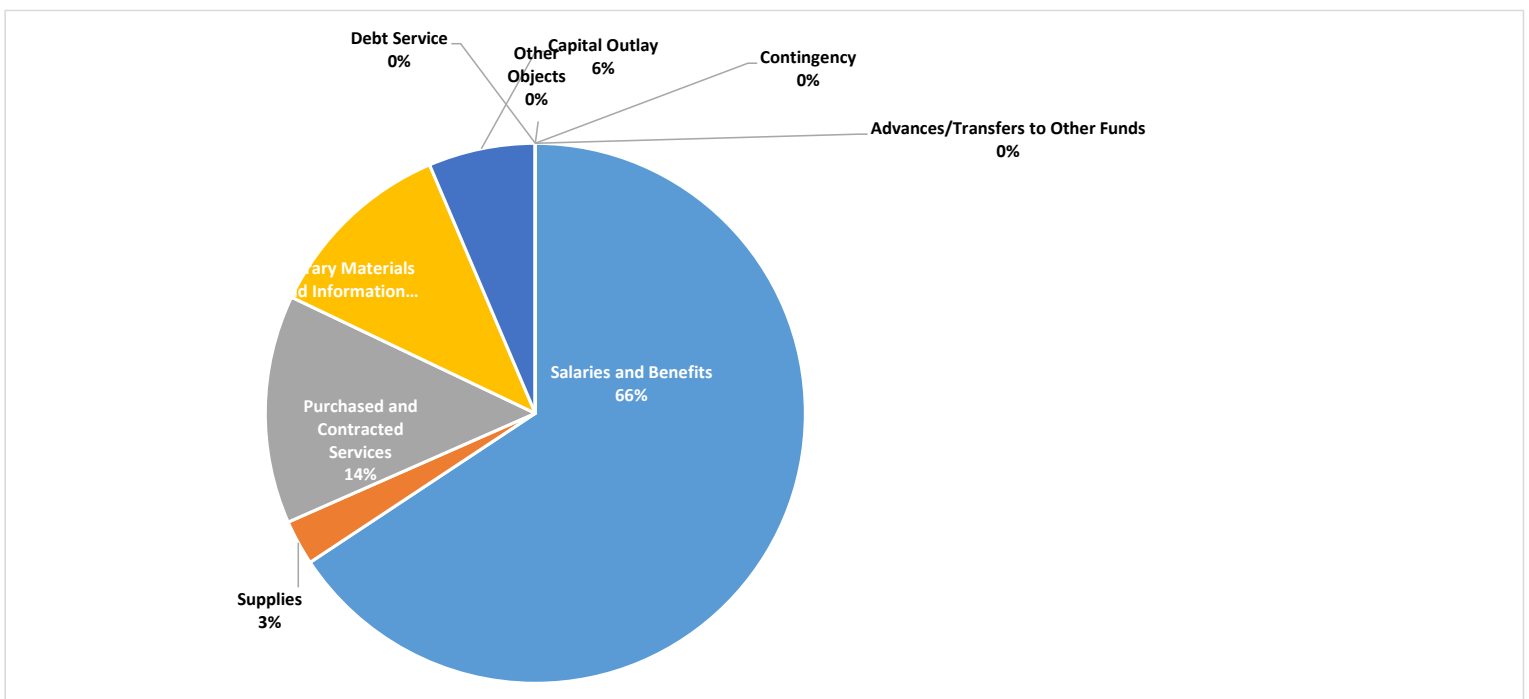
Federal Agency - Callables

Cusip	Settlement Date	Full or Partial Call?	Agency Issuer	Maturity Date	Coupon Rate	Final Call?	Par Amount	Price	INITIAL PAYMENT			REDEMPTION PAYMENT					
									Premium/(Discount)	Accrued Interest Paid	Total	Par Amount Redeemed	Interest Paid at Redemption	Total Redeemed	Realized Capital Gains	Remaining Principal	CALLED Upon Date
61768ULV7	3/28/24	FULL CALL	ORGAN STANLEY PRIVATE	3/27/26	5.000%	YES	\$ 245,000.00	100.00	\$ 245,000.00	\$ -	\$ 245,000.00	\$ 245,000.00	\$ 6,141.78	\$ 251,141.78	\$ -	\$ Vice President	3/27/24
												\$ 245,000.00	\$ 6,141.78	\$ 251,141.78			

Fifth Third Securities, Inc.
Columbus, Ohio 43215
614-744-5496

Delaware County District Library Financial Statement For the Month Ended 9/30/24

	GENERAL	BUILDING AND REPAIR	PERMANENT IMPROVEMENT	ENDOWMENT	TOTAL
Beginning Cash Balance	14,667,642.63	642,463.35	525,522.73	113,864.65	15,949,493.36
Revenues:					
Taxes	592,083.81				592,083.81
Patron Fees	7,972.25				7,972.25
Earnings on Investments	63,789.61	2,737.58	2,301.76	3.37	68,832.32
Miscellaneous Receipts	-		-		-
Contributions, Gifts, Donations	20.00				20.00
Grants					-
Transfers From Other Funds	-		-		-
Total Revenues	663,865.67	2,737.58	2,301.76	3.37	668,908.38
Disbursements:					
Salaries and Benefits	466,706.43				466,706.43
Supplies	19,223.20				19,223.20
Purchased and Contracted Services	97,161.69				97,161.69
Library Materials and Information	81,860.81				81,860.81
Capital Outlay	45,482.64	17,437.50			62,920.14
Debt Service	-				-
Other Objects	-				-
Contingency	-				-
Advances/Transfers to Other Funds	-				-
Total Disbursements	710,434.77	17,437.50	-	-	727,872.27
Ending Cash Balances	14,621,073.53	627,763.43	527,824.49	113,868.02	15,890,529.47
Encumbrances	684,273.85	30,961.50	151,533.07	-	866,768.42
Available For Expenditure	13,936,799.68	596,801.93	376,291.42	113,868.02	15,023,761.05



Delaware County District Library
Financial Summary - Actual YTD
9/30/2024

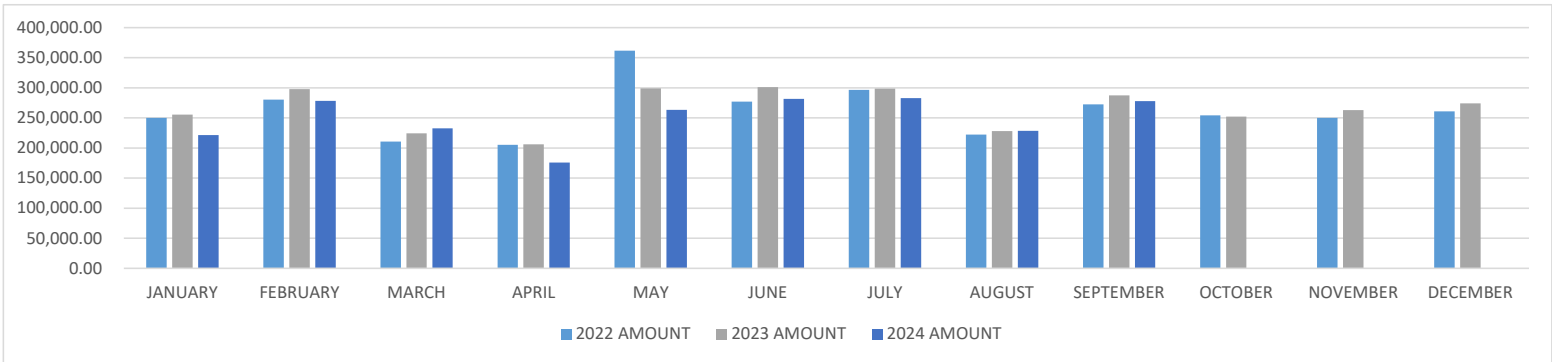
	Budget	January	February	March	April	May	June	July	August	September	Year to Date Rev/Expense	Over/(Under) Budget	YTD %
General Fund													
Revenues													
Public Library Fund	3,072,144.61	221,520.48	278,209.01	232,507.62	175,936.75	263,528.14	281,752.75	282,963.43	228,652.56	277,752.93	2,242,823.67	(829,320.94)	73%
Levy - County Property Tax	6,180,830.98	-	-	2,882,212.82	314,737.50	2,219.70	-	-	2,608,664.19	314,330.88	6,122,165.09	(58,665.89)	99%
Other	246,200.00	79,211.33	59,379.62	31,081.97	49,446.82	63,550.64	41,505.42	40,272.51	58,628.76	71,781.86	494,858.93	248,658.93	201%
Total Revenues	9,499,175.59	300,731.81	337,588.63	3,145,802.41	540,121.07	329,298.48	323,258.17	323,235.94	2,895,945.51	663,865.67	8,859,847.69	(639,327.90)	93%
Expenditures													
Salaries & Benefits	6,422,929.84	465,002.45	436,771.29	438,822.25	443,111.96	602,392.28	498,021.01	463,289.27	466,262.11	466,706.43	4,280,379.05	(2,142,550.79)	67%
Supplies	227,000.00	9,032.03	6,695.06	8,590.09	12,934.57	10,058.60	12,822.26	9,206.52	10,333.14	19,223.20	98,895.47	(128,104.53)	44%
Purchased and Contracted Services	1,573,190.00	175,384.67	102,210.53	206,431.80	156,396.12	84,553.43	60,942.93	130,307.53	122,849.44	97,161.69	1,136,238.14	(436,951.86)	72%
Materials	1,024,266.00	25,827.96	86,546.10	75,914.52	54,761.51	118,919.25	129,740.80	59,330.17	71,338.71	81,860.81	704,239.83	(320,026.17)	69%
Capital	211,191.37	148.00	-	968.33	1,792.57	7,126.55	17,852.04	185.90	6,589.70	45,482.64	80,145.73	(131,045.64)	38%
Debt Service	972,250.00	-	-	-	-	91,125.00	-	-	-	-	91,125.00	(881,125.00)	9%
Other	28,700.00	6,951.25	270.74	11,495.00	-	-	1,199.00	-	-	-	19,915.99	(8,784.01)	69%
Contingency	-	-	-	-	-	-	-	-	-	-	-	-	0%
Advances/Transfer to Other Funds	700,000.00	-	-	-	-	-	-	-	-	-	-	(700,000.00)	0%
Total Expenditures	11,159,527.21	682,346.36	632,493.72	742,221.99	668,996.73	914,175.11	720,578.04	662,319.39	677,373.10	710,434.77	6,410,939.21	(4,748,588.00)	57.45%
Building and Repair (Minor Capital Projects)													
Revenues	16,800.00	-	-	7,219.80	804.25	2,995.90	1,818.17	1,380.51	1,878.61	2,737.58	18,834.82	2,034.82	
Expenditures	500,000.00	9,000.00	-	-	4,375.00	890.00	17,680.00	60,258.00	-	17,437.50	109,640.50	(390,359.50)	22%
Permanent Improvement Funds													
Revenues	12,000.00	-	-	6,190.19	1,191.67	4,426.34	2,754.36	1,194.74	1,536.67	2,301.76	19,595.73	7,595.73	
Expenditures	1,092,750.00	158,235.81	17,585.00	17,485.67	75,010.56	4,362.50	-	506,434.68	30,395.55	-	809,509.77	(283,240.23)	74%
Endowment Funds													
Revenues	1,200.00	289.86	310.17	291.31	302.50	291.62	302.46	284.04	3.36	3.37	2,078.69	878.69	173%
Expenditures	-	-	-	-	-	-	-	-	-	-	-	-	#DIV/0!
Total All Funds													
Revenues	9,529,175.59	301,021.67	337,898.80	3,159,503.71	542,419.49	337,012.34	328,133.16	326,095.23	2,899,364.15	668,908.38	8,900,356.93	(628,818.66)	93%
Expenditures	12,752,277.21	849,582.17	650,078.72	759,707.66	748,382.29	919,427.61	738,258.04	1,229,012.07	707,768.65	727,872.27	7,330,089.48	(5,422,187.73)	57.5%

Delaware County District Library
Financial Summary -Projected
09/30/24

	Budget	January	February	March	April	May	June	July	August	September	October	November	December	Year to Date Rev/Expense	Over/(Under) Budget	YTD %
General Fund																
Revenues																
Public Library Fund	3,072,144.61	221,520.48	278,209.01	232,507.62	175,936.75	263,528.14	281,752.75	282,963.43	228,652.56	277,752.93	180,000.00	250,000.00	328,000.00	3,000,823.67	(71,320.94)	98%
Levy - County Property Tax	6,180,830.98	-	-	2,882,212.82	314,737.50	2,219.70	-	-	2,608,664.19	314,330.88	2,150.00	-	-	6,124,315.09	(56,515.89)	99%
Other	246,200.00	79,211.33	59,379.62	31,081.97	49,446.82	63,550.64	41,505.42	40,272.51	58,628.76	71,781.86	41,150.00	57,550.00	41,550.00	635,108.93	388,908.93	258%
Total Revenues	9,499,175.59	300,731.81	337,588.63	3,145,802.41	540,121.07	329,298.48	323,258.17	323,235.94	2,895,945.51	663,865.67	223,300.00	307,550.00	369,550.00	9,760,247.69	261,072.10	103%
Expenditures																
Salaries & Benefits	6,422,929.84	465,002.45	436,771.29	438,822.25	443,111.96	602,392.28	498,021.01	463,289.27	466,262.11	466,706.43	484,320.64	669,125.75	518,163.00	5,951,988.44	(470,941.40)	93%
Supplies	227,000.00	9,032.03	6,695.06	8,590.09	12,934.57	10,058.60	12,822.26	9,206.52	10,333.14	19,223.20	16,000.00	14,000.00	13,000.00	141,895.47	(85,104.53)	63%
Purchased and Contracted Services	1,573,190.00	175,384.67	102,210.53	206,431.80	156,396.12	84,553.43	60,942.93	130,307.53	122,849.44	97,161.69	178,465.00	91,040.00	104,464.00	1,510,207.14	(62,982.86)	96%
Materials	1,024,266.00	25,827.96	86,546.10	75,914.52	54,761.51	118,919.25	129,740.80	59,330.17	71,338.71	81,860.81	90,750.00	74,250.00	74,100.00	943,339.83	(80,926.17)	92%
Capital	211,191.37	148.00	-	968.33	1,792.57	7,126.55	17,852.04	185.90	6,589.70	446.99	11,500.00	37,691.37	11,500.00	95,801.45	(115,389.92)	45%
Debt Service	972,250.00	-	-	-	-	91,125.00	-	-	-	-	-	881,125.00	-	972,250.00	-	100%
Other	28,700.00	6,951.25	270.74	11,495.00	-	-	1,199.00	-	-	-	1,000.00	500.00	1,000.00	22,415.99	(6,284.01)	78%
Contingency	-	-	-	-	-	-	-	-	-	-	-	-	-	-	-	0%
Advances/Transfer to Other Funds	700,000.00	-	-	-	-	-	-	-	-	-	-	-	350,000.00	350,000.00	(350,000.00)	50%
Total Expenditures	11,159,527.21	682,346.36	632,493.72	742,221.99	668,996.73	914,175.11	720,578.04	662,319.39	677,373.10	665,399.12	782,035.64	1,767,732.12	1,072,227.00	9,987,898.32	(1,171,628.89)	90%
Building and Repair (Minor Capital Projects)																
Revenues	16,800.00	-	-	7,219.80	804.25	2,995.90	1,818.17	1,380.51	1,878.61	2,737.58	1,500.00	2,000.00	1,500.00	23,834.82	7,034.82	142%
Expenditures	500,000.00	9,000.00	-	-	4,375.00	890.00	17,680.00	60,258.00	-	17,437.50	50,000.00	50,000.00	50,000.00	259,640.50	(240,359.50)	52%
Permanent Improvement Funds																
Revenues	12,000.00	-	-	6,190.19	1,191.67	4,426.34	2,754.36	1,194.74	1,536.67	2,301.76	800.00	1,000.00	1,000.00	22,395.73	10,395.73	187%
Expenditures	1,092,750.00	158,235.81	17,585.00	17,485.67	75,010.56	4,362.50	-	506,434.68	30,395.55	-	3,475.00	3,475.00	153,475.00	969,934.77	(122,815.23)	89%
Endowment Funds																
Revenues	1,200.00	289.86	310.17	291.31	302.50	291.62	302.46	284.04	3.36	3.37	285.00	285.00	285.00	2,933.69	1,733.69	244%
Expenditures	-	-	-	-	-	-	-	-	-	-	-	-	-	-	-	#DIV/0!
Total All Funds																
Revenues	9,529,175.59	301,021.67	337,898.80	3,159,503.71	542,419.49	337,012.34	328,133.16	326,095.23	2,899,364.15	668,908.38	225,885.00	310,835.00	372,335.00	9,809,411.93	280,236.34	103%
Expenditures	12,752,277.21	849,582.17	650,078.72	759,707.66	748,382.29	919,427.61	738,258.04	1,229,012.07	707,768.65	682,836.62	835,510.64	1,821,207.12	1,275,702.00	11,217,473.59	(1,534,803.62)	88%

**DELAWARE COUNTY DISTRICT LIBRARY
PUBLIC LIBRARY FUND INCOME - THREE YEAR HISTORY
As of September 30, 2024**

	2022		2023		2024		\$ DIFFERENCE 2023/2024	% CHANGE 2023/2024
	AMOUNT	% OF TOTAL	AMOUNT	% OF TOTAL	AMOUNT	% OF TOTAL		
JANUARY	249,964.13	8%	255,651.09	8%	221,520.48	7%	(34,130.61)	-13%
FEBRUARY	280,524.08	10%	297,757.40	9%	278,209.01	9%	(19,548.39)	-7%
MARCH	210,496.10	8%	224,470.59	7%	232,507.62	8%	8,037.03	4%
APRIL	205,393.69	7%	206,159.35	7%	175,936.75	6%	(30,222.60)	-15%
MAY	361,526.40	9%	299,211.54	12%	263,528.14	9%	(35,683.40)	-12%
JUNE	276,943.54	12%	301,152.69	9%	281,752.75	9%	(19,399.94)	-6%
JULY	296,610.36	11%	298,453.57	10%	282,963.43	9%	(15,490.14)	-5%
AUGUST	222,356.30	8%	228,255.23	7%	228,652.56	7%	397.33	0%
SEPTEMBER	272,427.27	10%	287,421.61	9%	277,752.93	9%	(9,668.68)	-3%
OCTOBER	254,402.41	9%	252,336.25	8%	0.00	0%		0%
NOVEMBER	250,049.15	10%	262,746.47	8%	0.00	0%		0%
DECEMBER	260,672.09	10%	274,051.06	9%	0.00	0%		0%
TOTAL	3,141,365.52		3,187,666.85	YTD ACTUAL	2,242,823.67			
				EOY ESTIMATE	3,072,144.61	ACT 24/EST 24	(829,320.94)	-27%



	DELAWARE COUNTY	FRANKLIN COUNTY	TOTAL
JANUARY	221,326.84	193.64	221,520.48
FEBRUARY	277,965.82	243.19	278,209.01
MARCH	232,304.37	203.25	232,507.62
APRIL	175,782.96	153.79	175,936.75
MAY	263,297.78	230.36	263,528.14
JUNE	281,506.46	246.29	281,752.75
JULY	282,716.08	247.35	282,963.43
AUGUST	228,452.68	199.88	228,652.56
SEPTEMBER	277,510.13	242.80	277,752.93
OCTOBER			-
NOVEMBER			-
DECEMBER			-
TOTAL	2,240,863.12	1,960.55	2,242,823.67

Delaware County District Library
Bank Reconciliation
9/30/2024

Bank Statement Amounts:

Petty Cash/Cash Drawers (General Fund)	1,756.00
First Commonwealth	1,911,630.31
5/3 (General Fund)	10,563,722.48
First Commonwealth (General Fund)	-
First Commonwealth (Endowment)	79,208.84
First Commonwealth (Building)	-
Star Ohio (General Fund)	3,451,028.95
Total Statement Balances	<u>16,007,346.58</u>

Adjustments (Items not yet reflected on statements):

Outstanding Deposit	-
Outstanding Checks	
UAN Checks Uncleared	116,817.11

Total Adjustments	<u>116,817.11</u>
Adjust bank balances	<u>15,890,529.47</u>

UAN Fund Balances

1000 General Fund	14,621,073.53
4001 Building & Repair	627,763.43
4002 Permanent Improvement Fund	527,824.49
4501 Endowment Fund	113,868.02

Adjustments (Items not yet reflected in General Ledger):

Total UAN Fund Balances	<u>15,890,529.47</u>
-------------------------	----------------------

Out of Balance -

Payment Listing

September 2024

Payment Advice #	Post Date	Transaction Date	Type	Vendor / Payee	Amount	Status
24-2024	01/12/2024	01/23/2024	CH	Ohio Bureau of Workers Compensation	\$2,522.00 *	C
24-2024	01/12/2024	01/24/2024	NEG ADJ	Ohio Bureau of Workers Compensation	-\$145.40 *	C
24-2024	01/19/2024	01/24/2024	NEG ADJ	Ohio Bureau of Workers Compensation	-\$103.00 *	C
24-2024	09/24/2024	09/30/2024	NEG ADJ	Ohio Bureau of Workers Compensation	-\$60.00	C
306-2024	07/17/2024	07/17/2024	CH	FIRST COMMONWEALTH BANK	\$299.24 *	C
306-2024	09/12/2024	09/17/2024	NEG ADJ	FIRST COMMONWEALTH BANK	-\$45.00	C
366-2024	09/06/2024	08/19/2024	CH	AMERICAN ELECTRIC POWER	\$4,786.76	C
368-2024	09/10/2024	08/19/2024	CH	DELAWARE COUNTY REGIONAL SEWER	\$1,071.72	C
369-2024	09/10/2024	08/19/2024	CH	DELAWARE COUNTY REGIONAL SEWER	\$169.65	C
370-2024	09/10/2024	08/19/2024	CH	DELAWARE COUNTY REGIONAL SEWER	\$117.00	C
372-2024	09/13/2024	08/19/2024	CH	AMERICAN ELECTRIC POWER	\$3,943.81	C
380-2024	09/05/2024	08/27/2024	CH	COLUMBIA GAS OF OHIO, INC.	\$208.99	C
381-2024	09/05/2024	08/27/2024	CH	COLUMBIA GAS OF OHIO, INC.	\$185.17	C
382-2024	09/03/2024	08/27/2024	CH	DEL CO WATER	\$23.10	C
383-2024	09/03/2024	08/27/2024	CH	DEL CO WATER	\$23.10	C
384-2024	09/03/2024	08/27/2024	CH	DEL CO WATER	\$241.00	C
385-2024	09/09/2024	08/27/2024	CH	AMERICAN ELECTRIC POWER	\$4,381.91	C
397-2024	09/06/2024	08/29/2024	CH	PAYROLL ACCOUNT	\$154,189.19	C
398-2024	09/06/2024	08/29/2024	CH	OHIO DEFERRED COMPENSATION	\$3,773.00	C
399-2024	09/06/2024	08/29/2024	CH	OHIO DEFERRED COMPENSATION	\$455.00	C
403-2024	09/03/2024	09/05/2024	CH	FINET	\$24.86	C
404-2024	09/03/2024	09/05/2024	CH	FINET	\$34.58	C
405-2024	09/03/2024	09/05/2024	CH	FINET	\$78.81	C
406-2024	09/03/2024	09/05/2024	CH	FINET	\$187.23	C
407-2024	09/03/2024	09/05/2024	CH	FINET	\$81.07	C
408-2024	09/07/2024	09/05/2024	CH	PAYCOR, INC.	\$2,628.80	C
408-2024	09/10/2024	09/30/2024	NEG ADJ	PAYCOR, INC.	-\$12.00	C
409-2024	09/03/2024	09/05/2024	CH	AUDITOR OF STATE ACCOUNTS REC	\$1,074.00	C
410-2024	09/20/2024	09/17/2024	CH	PAYROLL ACCOUNT	\$153,631.55	C
411-2024	09/20/2024	09/17/2024	CH	OHIO DEFERRED COMPENSATION	\$3,773.00	C
412-2024	09/20/2024	09/17/2024	CH	OHIO DEFERRED COMPENSATION	\$455.00	C
413-2024	09/12/2024	09/17/2024	CH	FIRST COMMONWEALTH BANK	\$1,103.47	C
414-2024	09/16/2024	09/17/2024	CH	FRONTIER	\$213.39	C
415-2024	09/16/2024	09/17/2024	CH	US BANK EQUIPMENT FINANCE	\$515.16	C
416-2024	09/16/2024	09/17/2024	CH	US BANK EQUIPMENT FINANCE	\$3,310.94	C
417-2024	09/30/2024	09/17/2024	CH	AMERICAN ELECTRIC POWER	\$404.22	C
419-2024	09/23/2024	09/17/2024	CH	COLUMBIA GAS OF OHIO, INC.	\$499.42	C
420-2024	09/24/2024	09/17/2024	CH	COLUMBIA GAS OF OHIO, INC.	\$54.20	C
421-2024	09/17/2024	09/17/2024	CH	DEL CO WATER	\$221.00	C
425-2024	09/30/2024	09/17/2024	CH	CITY OF DELAWARE	\$305.62	O
426-2024	09/13/2024	09/18/2024	CH	FINET	\$71.22	C
427-2024	09/18/2024	09/18/2024	CH	AMAZON CAPITAL SERVICES	\$2,617.06	C
428-2024	09/18/2024	09/18/2024	CH	FIRST COMMONWEALTH BANK	\$956.89	C
429-2024	09/18/2024	09/18/2024	CH	FIRST COMMONWEALTH BANK	\$322.79	C
430-2024	09/18/2024	09/18/2024	CH	FIRST COMMONWEALTH BANK	\$279.00	C
431-2024	09/18/2024	09/18/2024	CH	FIRST COMMONWEALTH BANK	\$1,075.02	C

Payment Listing

September 2024

Payment Advice #	Post Date	Transaction Date	Type	Vendor / Payee	Amount	Status
432-2024	09/18/2024	09/18/2024	CH	FIRST COMMONWEALTH BANK	\$247.91	C
433-2024	09/18/2024	09/18/2024	CH	FIRST COMMONWEALTH BANK	\$298.67	C
435-2024	09/23/2024	09/24/2024	CH	FIRST COMMONWEALTH BANK	\$4,073.10	C
436-2024	09/24/2024	09/24/2024	CH	Ohio Public Employees Retirement System	\$84,613.20	C
440-2024	09/30/2024	09/30/2024	CH	AMAZON CAPITAL SERVICES	\$119.99	O
441-2024	09/30/2024	09/30/2024	CH	CHARTER COMMUNICATIONS	\$1,566.00	O
442-2024	09/30/2024	09/30/2024	CH	CHARTER COMMUNICATIONS	\$192.00	O
443-2024	09/30/2024	09/30/2024	CH	CHARTER COMMUNICATIONS	\$237.50	O
444-2024	09/27/2024	10/02/2024	CH	OneAmerica Financial Partners, Inc	\$667.39	C
455-2024	09/30/2024	10/02/2024	CH	UNITED HEALTHCARE	\$64,761.10	O
56920	09/09/2024	09/09/2024	AW	AMANDA SHETEROM	\$87.30	C
56921	09/09/2024	09/09/2024	AW	ANGIE GROSSENBACHER	\$81.61	C
56922	09/09/2024	09/09/2024	AW	BRYAN HOWARD	\$128.71	C
56923	09/09/2024	09/09/2024	AW	DELAWARE AREA CHAMBER	\$950.00	C
56924	09/09/2024	09/09/2024	AW	JULIE MILLER	\$96.95	O
56925	09/09/2024	09/09/2024	AW	KELLY COCHRAN	\$35.31	O
56926	09/09/2024	09/09/2024	AW	Lisa Kaufman	\$25.73	C
56927	09/09/2024	09/09/2024	AW	MOLLY MEYERS LABADIE	\$92.08	C
56928	09/09/2024	09/09/2024	AW	Performance PCJDR Delaware, LLC	\$45,035.65	C
56929	09/09/2024	09/09/2024	AW	RACHEL RAUSCH	\$28.34	C
56930	09/09/2024	09/09/2024	AW	SARA ARANGO	\$30.69	C
56931	09/09/2024	09/09/2024	AW	SUTTON DURFEE	\$103.76	C
56932	09/09/2024	09/09/2024	AW	T-MOBILE	\$249.90	C
56933	09/09/2024	09/09/2024	AW	T-MOBILE	\$351.61	C
56934	09/12/2024	09/12/2024	AW	BAISE QUALITY PRINTING	\$3,962.10	O
56935	09/12/2024	09/12/2024	AW	BENCHMARK LANDSCAPE	\$8,586.68	C
56936	09/12/2024	09/12/2024	AW	D & D COMMERCIAL CLEANING	\$3,200.00	O
56937	09/12/2024	09/12/2024	AW	DELHI LANDSCAPING INC	\$712.00	C
56938	09/12/2024	09/12/2024	AW	GALE	\$175.15	C
56939	09/12/2024	09/12/2024	AW	Makerstock	\$180.43	C
56940	09/12/2024	09/12/2024	AW	MAYS CONSULTING AND EVALUATION	\$3,100.00	C
56941	09/12/2024	09/12/2024	AW	NEW YORK TIMES	\$2,719.60	C
56942	09/12/2024	09/12/2024	AW	ODP BUSINESS SOLUTIONS, LLC	\$631.40	C
56943	09/12/2024	09/12/2024	AW	ORACLE ELEVATOR	\$451.32	C
56944	09/12/2024	09/12/2024	AW	PERRY PRO TECH	\$322.90	C
56945	09/12/2024	09/12/2024	AW	PRINTING CONCEPTS	\$13,250.00	C
56946	09/12/2024	09/12/2024	AW	ULINE	\$239.71	C
56947	09/12/2024	09/12/2024	AW	VALUE LINE PUBLISHING, INC.	\$5,275.00	C
56948	09/12/2024	09/12/2024	AW	VILLAGE OF OSTRANDER	\$34.43	C
56949	09/13/2024	09/13/2024	AW	APPLIED MECHANICAL SYSTEMS INC	\$750.00	C
56950	09/13/2024	09/13/2024	AW	BAKER & TAYLOR BOOKS - 510486	\$24,052.54	C
56951	09/13/2024	09/13/2024	AW	Delaware Gazette	\$11.25	C
56952	09/13/2024	09/13/2024	AW	ESA	\$102.90	C
56953	09/13/2024	09/13/2024	AW	HILLARY SCHOLZ	\$78.06	C
56954	09/13/2024	09/13/2024	AW	JSI Janitorial	\$13,408.00	C
56955	09/13/2024	09/13/2024	AW	KANOPY	\$837.00	C

Payment Listing

September 2024

Payment Advice #	Post Date	Transaction Date	Type	Vendor / Payee	Amount	Status
56956	09/13/2024	09/13/2024	AW	KATHERINE HUGHES	\$18.89	C
56957	09/13/2024	09/13/2024	AW	KELLEN FREEMAN	\$223.48	C
56958	09/13/2024	09/13/2024	AW	LOEB ELECTRIC	\$17.96	C
56959	09/13/2024	09/13/2024	AW	MATRIX	\$500.00	C
56960	09/13/2024	09/13/2024	AW	MIDWEST TAPE LLC	\$7,499.97	C
56961	09/13/2024	09/13/2024	AW	MIDWEST TAPE LLC	\$3,565.14	C
56962	09/13/2024	09/13/2024	AW	OHIO WESLEYAN UNIVERSITY	\$131.50	O
56963	09/13/2024	09/13/2024	AW	OVERDRIVE, INC	\$10,972.25	C
56964	09/13/2024	09/13/2024	AW	PRECISION WINDOW CLEANING LLC	\$4,740.00	C
56965	09/13/2024	09/13/2024	AW	S.A. COMUNALE CO., INC.	\$1,135.00	C
56966	09/13/2024	09/13/2024	AW	SARAH ROBERTSON	\$12.86	C
56967	09/13/2024	09/13/2024	AW	SIGNWAREHOUSE	\$93.27	C
56968	09/13/2024	09/13/2024	AW	TAYLOR DANIEL	\$9.65	C
56969	09/13/2024	09/13/2024	AW	TRITHIUM SOLUTIONS	\$2,084.20	C
56970	09/13/2024	09/13/2024	AW	Wendi Foos	\$114.97	C
56971	09/13/2024	09/13/2024	AW	XTEK PARTNERS	\$2,500.00	C
56972	09/19/2024	09/19/2024	AW	ARTINA PROMOTIONAL PRODUCTS	\$1,556.25	C
56973	09/19/2024	09/19/2024	AW	Ashley Mensah	\$49.45	C
56974	09/19/2024	09/19/2024	AW	BAKER & TAYLOR BOOKS - 510486	\$3,541.78	C
56975	09/19/2024	09/19/2024	AW	BRICKER GRAYDON LLP	\$2,000.00	C
56976	09/19/2024	09/19/2024	AW	BUCKEYE BED BUG DETECTION	\$575.00	C
56977	09/19/2024	09/19/2024	AW	Custom Controls Group, LLC	\$700.00	O
56978	09/19/2024	09/19/2024	AW	EBSCO INFORMATION SERVICES	\$27.85	C
56979	09/19/2024	09/19/2024	AW	ESA	\$155.35	C
56980	09/19/2024	09/19/2024	AW	FRONTIER FINISHING	\$17,437.50	O
56981	09/19/2024	09/19/2024	AW	GALE	\$985.34	C
56982	09/19/2024	09/19/2024	AW	HILLYARD OHIO	\$1,048.30	C
56983	09/19/2024	09/19/2024	AW	MATRIX	\$448.00	C
56984	09/19/2024	09/19/2024	AW	MEGAN SHOEMAKER	\$8.04	O
56985	09/19/2024	09/19/2024	AW	MIDWEST TAPE LLC	\$187.44	C
56986	09/19/2024	09/19/2024	AW	MOLLY MEYERS LABADIE	\$160.00	O
56987	09/19/2024	09/19/2024	AW	Monica Williamson	\$22.51	C
56988	09/19/2024	09/19/2024	AW	ORKIN	\$350.00	C
56989	09/19/2024	09/19/2024	AW	ORKIN	\$188.99	C
56990	09/19/2024	09/19/2024	AW	ORKIN	\$93.99	C
56991	09/19/2024	09/19/2024	AW	ORKIN	\$79.50	C
56992	09/19/2024	09/19/2024	AW	ORKIN	\$97.99	C
56993	09/19/2024	09/19/2024	AW	PLAYAWAY PRODUCTS	\$2,622.31	C
56994	09/19/2024	09/19/2024	AW	Regal Plumbing & Heating	\$1,644.00	C
56995	09/19/2024	09/19/2024	AW	Sarah Lloyd	\$43.08	O
56996	09/19/2024	09/19/2024	AW	SHERWIN WILLIAMS	\$128.97	C
56997	09/19/2024	09/19/2024	AW	LIBRARY STORE	\$321.03	C
56998	09/19/2024	09/19/2024	AW	TRINITY DOOR SYSTEMS	\$2,257.23	C
56999	09/19/2024	09/19/2024	AW	WORLY PLUMBING SUPPLY	\$179.26	C
57000	09/26/2024	09/26/2024	AW	BAKER & TAYLOR BOOKS - 510486	\$4,391.78	O
57001	09/26/2024	09/26/2024	AW	BLACKSTONE PUBLISHING	\$90.38	O

Payment Listing

September 2024

Payment Advice #	Post Date	Transaction Date	Type	Vendor / Payee	Amount	Status
57002	09/26/2024	09/26/2024	AW	BRICKER GRAYDON LLP	\$862.50	O
57003	09/26/2024	09/26/2024	AW	CENTER POINT	\$370.35	O
57004	09/26/2024	09/26/2024	AW	COMPUTYPE INC - 139154	\$801.71	O
57005	09/26/2024	09/26/2024	AW	GALE	\$240.71	O
57006	09/26/2024	09/26/2024	AW	HAS Claims	\$1,000.00	O
57007	09/26/2024	09/26/2024	AW	INFO USA MARKETING	\$10,000.00	O
57008	09/26/2024	09/26/2024	AW	JAYNA MCDANIEL-BROWNING	\$31.69	O
57009	09/26/2024	09/26/2024	AW	MIDWEST TAPE LLC	\$934.93	O
57010	09/26/2024	09/26/2024	AW	PLAYAWAY PRODUCTS	\$764.88	O
57011	09/26/2024	09/26/2024	AW	SFM INSURANCE, INC	\$205.00	O
57012	09/26/2024	09/26/2024	AW	WHAPPS LLC, dba ONLINE REWARDS	\$1,300.00	O
57013	09/26/2024	09/26/2024	AW	Wren Kress	\$6.43	O
57014	09/26/2024	09/26/2024	AW	ZASHIN & RICH CO., L.P.A.	\$2,363.90	O
Total Payments:					\$727,418.23	
Total Conversion Vouchers:					\$0.00	
Total Less Conversion Vouchers:					\$727,418.23	

Type: AM - Accounting Manual Warrant, AW - Accounting Warrant, IM - Investment Manual Warrant, IW - Investment Warrant, PM - Payroll Manual Warrant, PR - Payroll Warrant, RW - Reduction of Receipt Warrant, SW - Skipped Warrant, WH - Withholding Warrant, WM - Withholding Manual, WS - Special Warrant, CH - Electronic Payment Advice, IL - Investment Loss, EP - Payroll EFT Voucher, CV - Payroll Conversion Voucher, SV - Payroll Special Voucher, EW - Withholding Voucher, POS ADJ - Positive Adjustment, NEG ADJ - Negative Adjustment, POS REAL - Positive Reallocation, NEG REAL - Negative Reallocation

Status: O - Outstanding, C - Cleared, V - Voided, B - Batch

* Asterisked amounts are not included in report totals. These transactions occurred outside the reported date range but are listed for reference.